



# Welcome to RMUG

Please sign in  
and add your email address  
only if it has changed or  
if you have not been getting  
my email blasts.



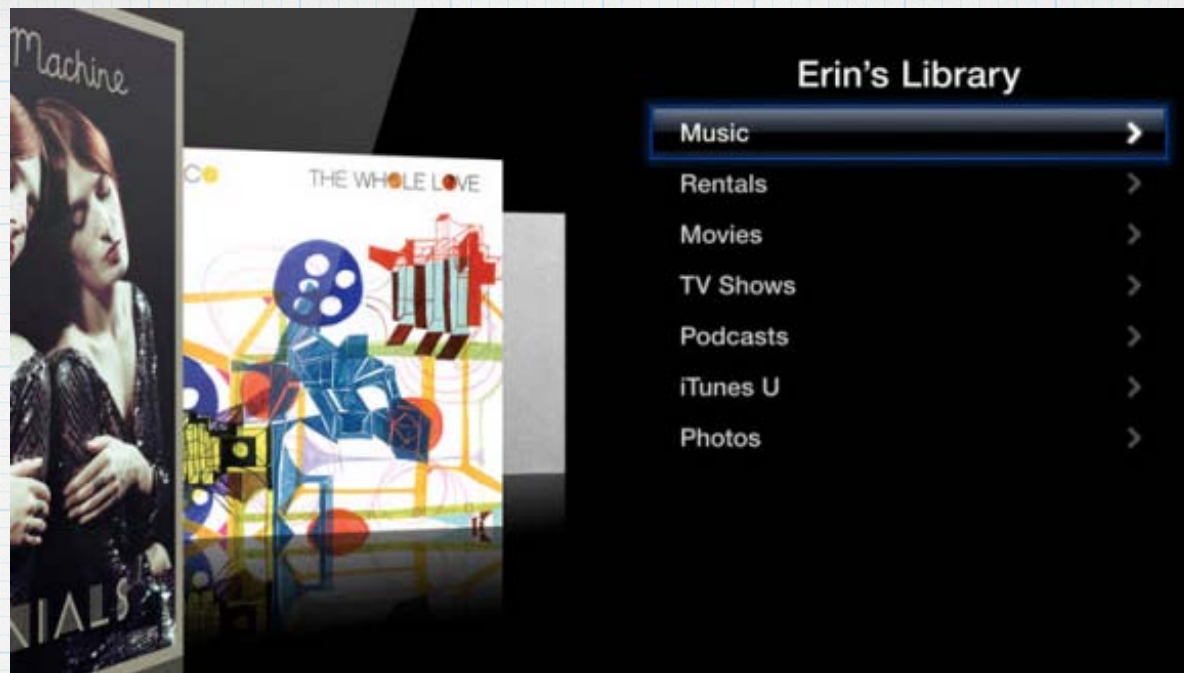
# Apple TV

What it can do  
and how to install it



## Apple TV

is a tiny entertainment powerhouse that plays the content you love from iTunes, Movies, Netflix, etc. on your HDTV. And it costs only \$99.



Apple TV gives you access to the best content - new movies & TV shows, your music, videos and photos and more - right on your HDTV.

You can even play content from your iPhone or iPad wirelessly using AirPlay.



#### **iTunes Radio.**

Enjoy free streaming radio with the best selection of music.<sup>4</sup> Choose from more than 250 genre-focused and DJ-curated stations. Or build custom stations based on an artist, song, or genre.



#### **AirPlay.**

AirPlay lets you wirelessly stream what's on your Mac or iOS device to your HDTV and speakers via Apple TV. Or mirror exactly what's on your device's display to the big screen.



#### **iCloud.**

With iCloud, you can buy movies and TV shows on Apple TV and watch them on your iPad, iPhone, iPod touch, Mac, or PC. And vice versa. iCloud also stores your photos and videos, pushing them wirelessly to all your devices — including your HDTV via Apple TV.<sup>6</sup>



#### **iTunes movies and TV shows in 1080p.**

Buy or rent the hottest HD movies, catch up on the TV shows everyone's talking about, and tap into the millions of other entertainment options from the iTunes Store.<sup>3</sup>



#### **Netflix, Hulu Plus, ESPN, and more.**

Watch hit movies and TV shows, live sports, breaking news, the latest viral videos, and more from some of the biggest names in entertainment.<sup>5</sup>

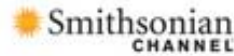
[See the complete list >](#)



#### **Your photos and videos.**

With My Photo Stream, your most recent photos and videos automatically appear on your Apple TV. And thanks to iMovie Theater, the projects you've made in iMovie are ready for viewing on the big screen.

**iTunes Radio, iTunes Movies & TV,  
Netflix, Hulu, your own photos & video:  
Your viewing options are vast.**



Apple has 30 great content providers and the list is growing monthly.

# With the best HD content and AirPlay, there's always something good on TV.

Apple TV with 1080p HD gives you access to the best content — blockbuster movies, TV shows, sports, your music and photos, and more — right on your widescreen TV. You can even play content from your iOS devices on your TV using AirPlay. Best of all, Apple TV is just \$99. [Learn more](#) ▶



iCloud. Your stuff lives here. So you can play it anywhere.





# What's on Apple TV.

You'll find everything you want to watch on Apple TV. From blockbuster movies to must-see TV series to full seasons of your favorite sports. Not to mention your own photos, videos, and music. And with all-new channels, it just keeps getting better.



HD movies, TV shows, and more from iTunes.



## Hit movies and TV shows from top providers.

With so many movies and TV shows available, there's always something good to watch — including original programming from Netflix, Hulu Plus, and HBO GO. <sup>1</sup>



## Complete seasons of your favorite sports.

Sports diehards have plenty to cheer about with live games and highlights from the biggest names in sports — ESPN, MLB, NBA, and NHL. <sup>1</sup>



## In-depth news from around the world.

Keep up with world events with Sky News. Get the latest business news from Wall Street Journal Live.

music videos and And catch forecasts and documentaries on The Weather Channel. [Read more from Qello.](#)

## Hawaii (325)

Lisa Gee and 2 others

Slideshow

Screen Saver



Tue, Sep 10 9:41 AM · 325 Photos



## Your photos and videos on the big screen.

Share your favorite memories on your widescreen TV. iMovie Theater presents your home movies, and photos are available from your iCloud photo stream or from your Mac or PC. <sup>3</sup>



## Your music, iTunes Radio, and more.

Play songs from your iTunes library, or create your own stations with iTunes Radio.<sup>2</sup> And enjoy music videos and streaming concerts from VEVO and revealing artist documentaries from Qello.<sup>1</sup>



**AirPlay - Mirror anything on your iPad or iPhone to the Apple TV**



**Play content from your iPhone, iPad, or iPod touch on your HDTV.**

AirPlay lets you wirelessly stream what's on your iOS device to your HDTV and speakers via Apple TV. Or mirror exactly what's on your display to the big screen. Vacation photos, blockbusters, the latest games — AirPlay and Apple TV put it all on your TV.

**Display anything from your iPad or iPhone onto the Apple TV -**

- \* Play music**
- \* Stream your photos**
- \* Mirror a game or webpage**

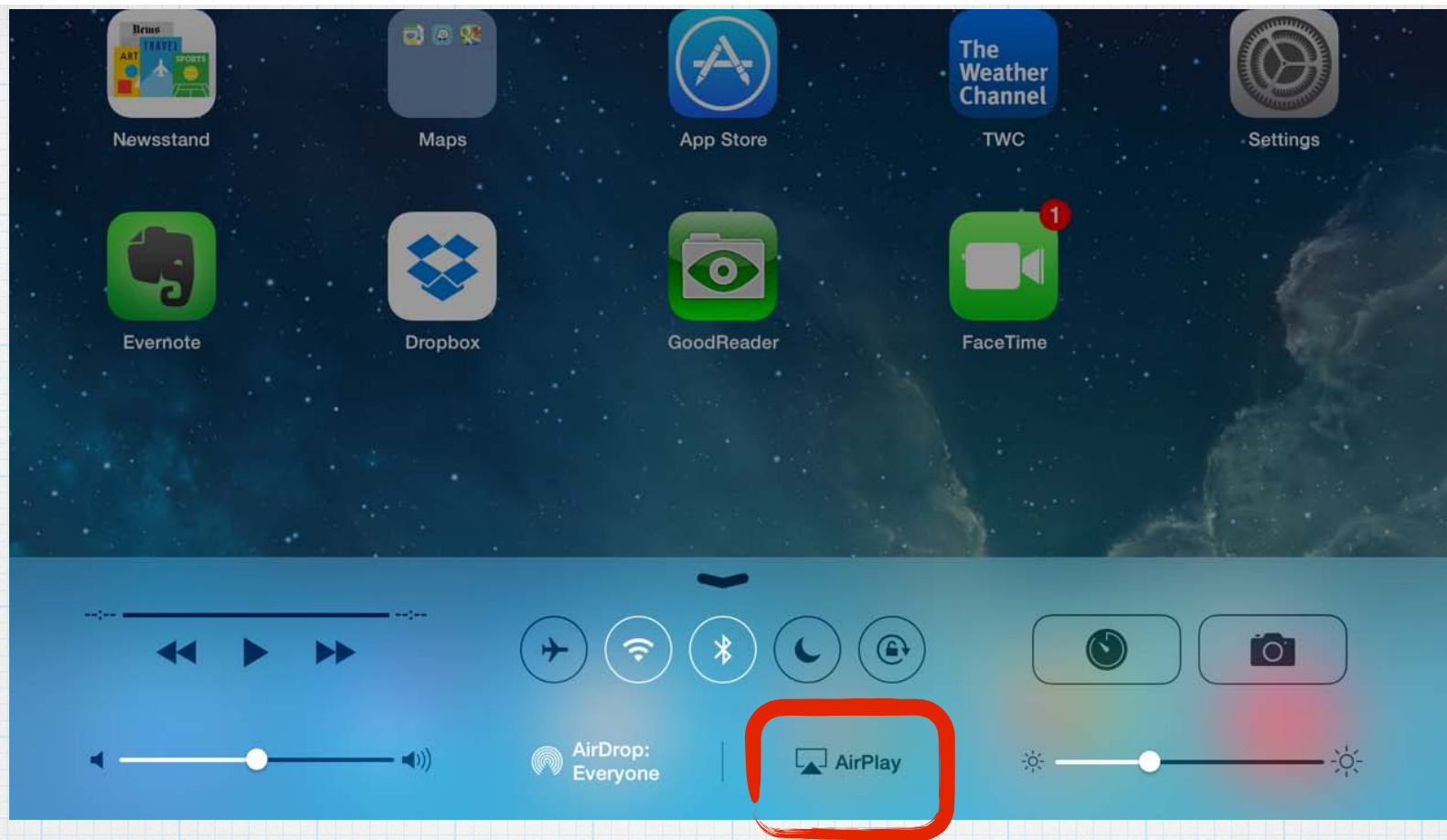




**Stream your photo albums**



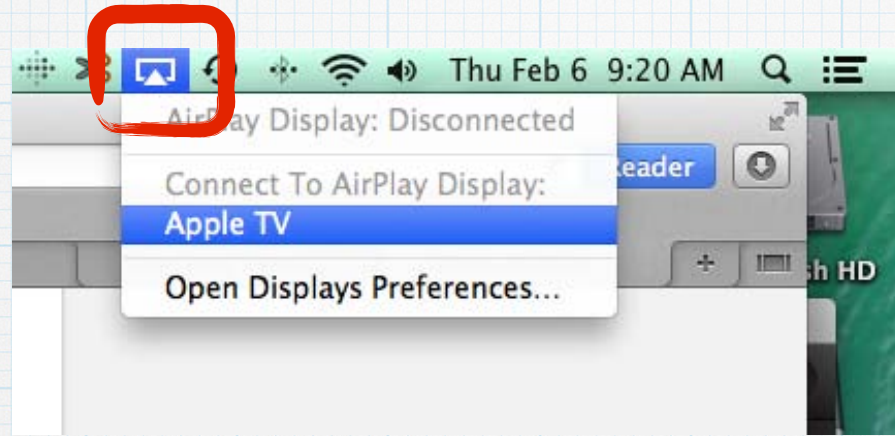
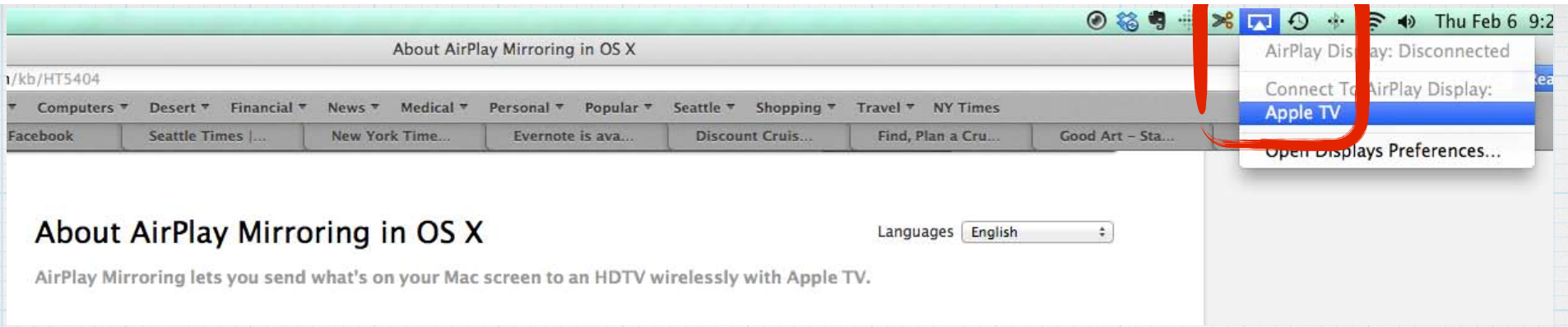
Play your music on your home stereo speaker system - or HDTV



To use **AirPlay**, open your Control Panel on your iPad or iPhone (swipe up from bottom) and click on AirPlay.



Then click on Apple TV and Mirroring and everything on your iPad will appear magically on your HDTV.



To use **Airplay** on a Mac, look for the  
“up arrow in box” symbol  
in the menu bar at top of your screen.

# Shop Apple TV



Watch the latest blockbuster movies in 1080p HD. And play content from your iPhone, iPad, or iPod touch wirelessly using AirPlay.

Just \$99



Apple HDMI to HDMI Cable  
Connect your Apple TV to an HDTV or A/V receiver.



AppleCare Protection Plan  
Extend the service and support coverage for up to two years.



Apple just opened a Apple TV page on the [www.apple.com](http://www.apple.com) webpage, signaling this 'beta test' is now a solid product.



## Setting up your Apple TV

You get the Apple TV box, a remote and a power cord for \$99.



The Apple TV size is tiny,  
under 4" square and 1" high.





The connections are straight forward -

- \* **Power cord** connection
- \* **HDMI cable** for audio & video to your TV.  
and two optional connections -
- \* **Optical Audio port** for Home Theatre
- \* **Ethernet port** for Internet -  
but most users use the built-in WiFi to connect to their home wireless networks.

# For Apple TV, you need:

- \* a HDTV and a HDTV Cable.
- \* a Mac/PC computer or iPad/iPhone.
- \* An Apple ID to rent movies from the iTunes Store or to use Home Sharing to stream your music & photos.
- \* accounts for Netflix, Hulu, Flickr, YouTube or HBO to view content.
- \* You can even watch HBO (provided by the IR HOA) at your second home!

To start, connect the power cord and your HDMI cable to your HDTV. Power on the TV & Apple TV and select the proper input (HDMI 2, 3 or 4) - you'll see the Apple welcome screen.



Follow the onscreen instructions to setup your wireless network & connect to your iTunes account.

Read the little Apple TV manual for the full instructions. Or .....



# Automatic Setup



To set up your Apple TV automatically, enter your Apple ID and password on iPhone.  
To cancel, press the Menu button on your Apple TV remote or tap Cancel on your iOS device.

With the newest Apple TV models,  
**Automatic Setup** is a great option!

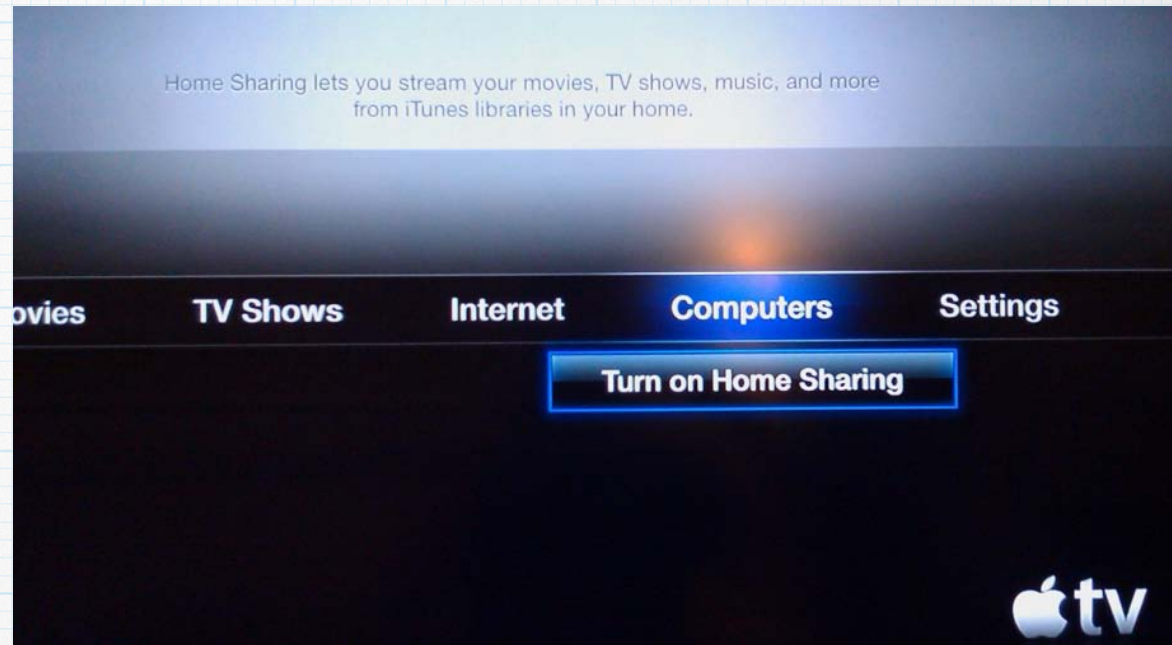
# Need help with setup?

[www.apple.com/support/appletv](http://www.apple.com/support/appletv)

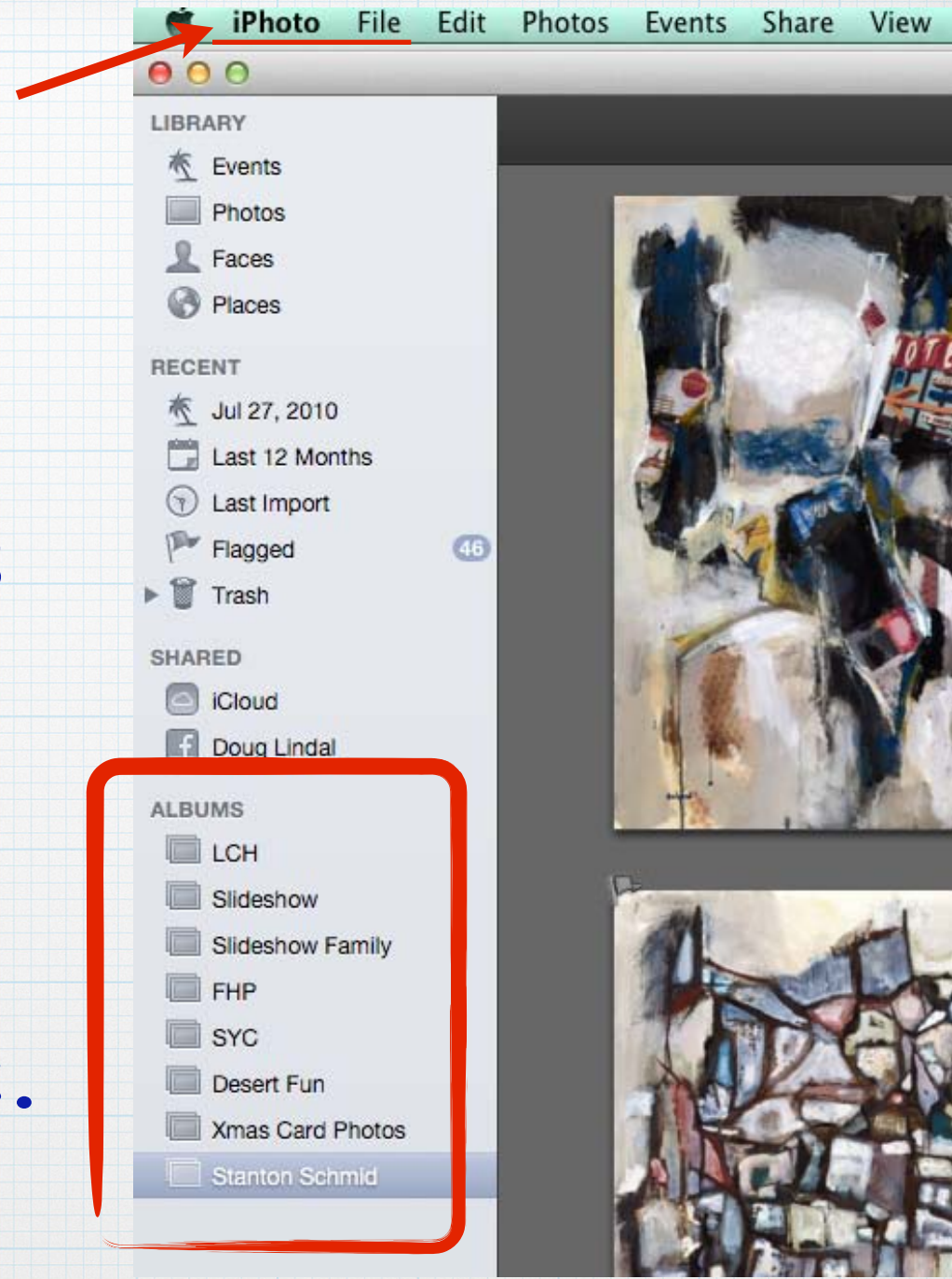
The image shows a screenshot of the Apple TV support website. On the left is a navigation sidebar with the following items: Welcome, Apple TV Essentials, AirPlay, Home Sharing, Wi-Fi & Networking, Audio & Video, Movies & TV Shows, Remote, Contact Support, Manuals, Tech Specs, and Communities. The main content area has a 'Welcome' heading and the text 'View topics, resources and contact options.' Below this is a large image of an Apple TV screen displaying a 'Top Movies' section with posters for 'GORTAL', 'LINCOLN', 'POWERFUL WOMEN OF COLOR', 'LIFE OF PI', 'peKka and the wallflower', and 'THE AMAZING SPIDER-MAN'. Below the movies are icons for 'Movies', 'TV Shows', 'Music', 'Computers', and 'Settings'. At the bottom of the screen are logos for 'NETFLIX', 'huluPLUS', 'HBO GO', 'sky NEWS', and a red icon with a white figure. Below the TV image are two featured articles: 'How to update your Apple TV?' with a star icon and a 'Learn more' link, and 'Service + Repair' with a wrench icon and a 'Learn more' link.

One more set-up tip - To view your photos or play your music-

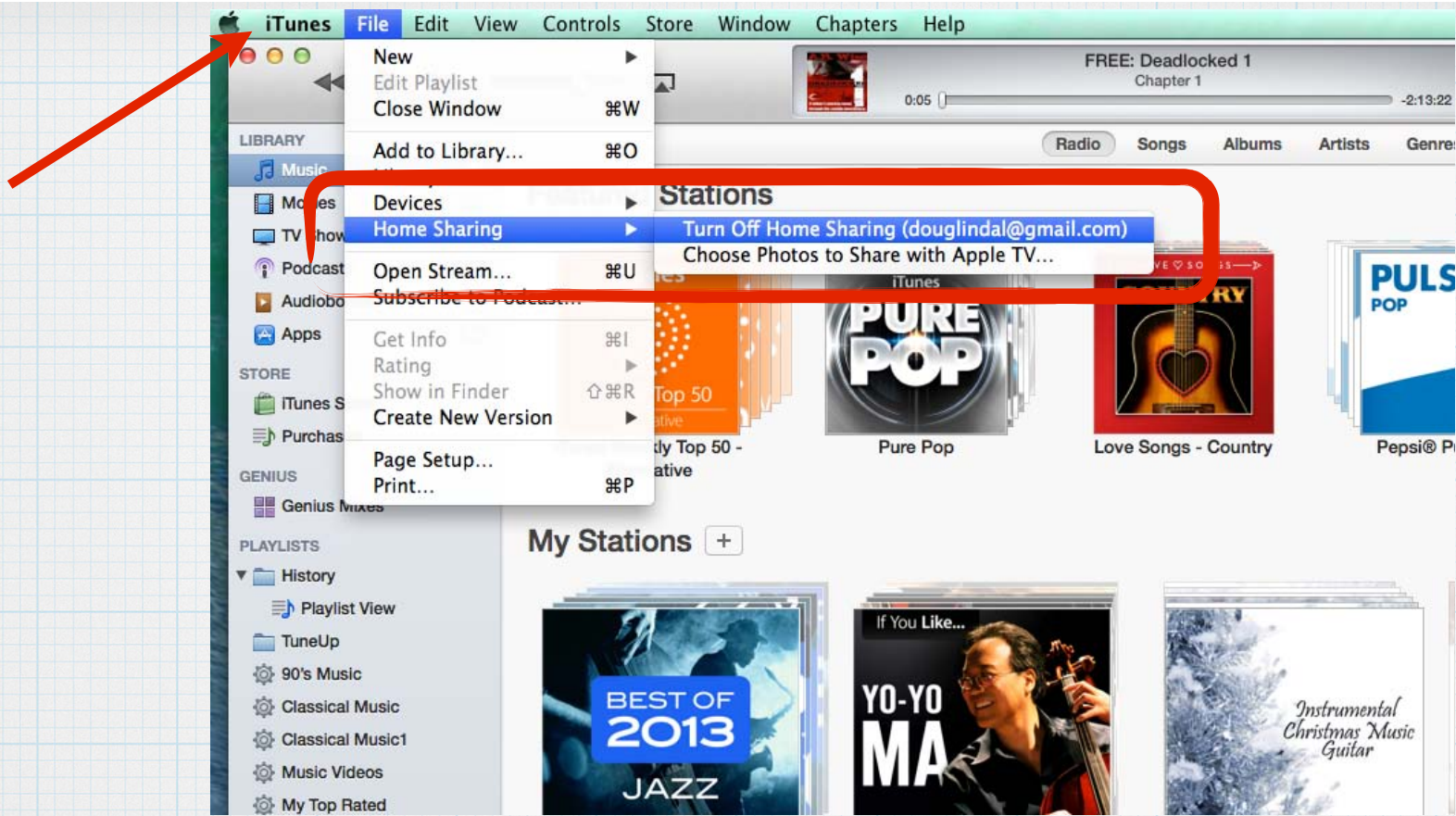
First turn on Home Sharing on the Computers menu of your Apple TV.



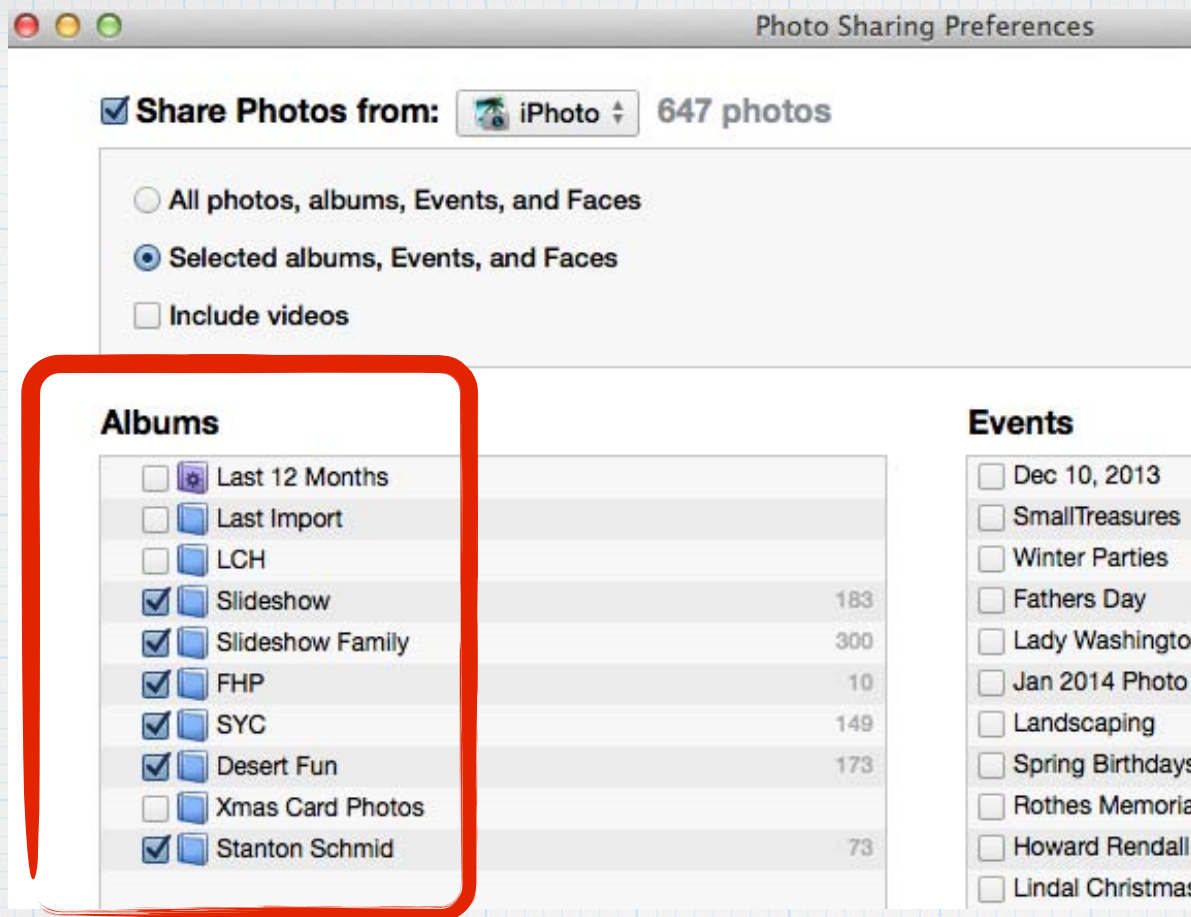
This allows you to **AirPlay** a slideshow from iPhoto. First set up some Albums in iPhoto (File/New Album) on various subjects - Family, Desert, etc.







Next, open iTunes and  
in the File Menu, turn on Home Sharing  
and click on:  
**CHOOSE PHOTOS TO SHARE WITH APPLE TV...**



Then still in iTunes, select the Photo Albums from iPhoto you want to share (view). They will appear on your Apple TV Computer/Photos menu.



# Questions, Comments ???

Visit: [rmug.weebly.com](http://rmug.weebly.com) to download this slideshow



**Next Meeting  
is here in the Kramer Room at  
2:00PM on March 6th.**

**Visit: [rmug.weebly.com](http://rmug.weebly.com) to download this slideshow**

[www.apple.com/ios/whats-new](http://www.apple.com/ios/whats-new)

Mac Time

Time

Settings

Mail

updating

