



iCloud - Apple's suite of Internet services

Please sign in and add your email address only if it has changed or if you have not been getting my email blasts.

And please silence your cell phone!!

1

CLOUD COMPUTING

The name comes from the use of a cloud shape to symbolize the complex computer infrastructure of the Internet.




No, your data is not in the clouds!




"It was much nicer before people started storing all their personal information in the cloud."

3



And no, the cloud is not a satellite network, it is primarily earth bound - A computer network tying all your devices together over the Internet primarily via huge fiber cable networks, plus telephone, wireless & cellular.



4



This is the real iCloud - Apple's million square foot 'Server Farm' in North Carolina, one of several \$500 million dollar warehouses full of computer hard drives to securely store all our data.

5



Apple has been in the 'cloud' since 1985. AppleLink, eWorld, iTools and .Mac - were all early services. Then in 2008 Apple introduced MobileMe to bridge the gap between iOS and Mac OS X.

6



iCloud

in 2011 Apple introduced iCloud, bundling together the former MobileMe services - Contacts, Calendar and Mail - and iCloud Backup to protect your data.



iCloud

What is iCloud?

iCloud is Apple's online storage service, but it's not a file-sharing service like Dropbox or Google Drive. (That's where iCloud Drive comes in). Rather, it serves to back up Apple Apps (Photos, Mail, Calendar, Contacts, etc.) stored on all your Apple devices, while syncing your data to all your other devices.

What is iCloud Drive?

In the simplest terms, iCloud Drive is Apple's version of Dropbox. It's a cloud-based, document-oriented file-storage service that keeps your data & documents in sync between various devices: PCs, Macs, iPhones, iPads and so on.



9



iCloud connects you and your Apple devices. iCloud Photo Library and iCloud Drive keep all your photos and documents stored securely and updated everywhere. You always have what's most important to you, on whatever device you have in hand, and it's all done automatically.



iCloud Drive

Safely store all your documents in iCloud and access them from all your mobile devices, thanks to the new iCloud Drive app built into iOS 9.



iCloud Photo Library

Store every photo and video you take, making them accessible from your iPhone, iPad, Mac, or PC and on iCloud.com.

Apple's older "My Photo Stream" service is now largely replaced and should be turned off on all your devices to avoid confusion. For a full explanation of all the changes see these FAQ: <https://tidbits.com/article/15584>

iCloud Photo Sharing -

makes it easy to choose up to 5,000 photos (& videos) in Shared Photo Albums for friends & family to enjoy.



Family Sharing

Six family members can share iTunes, iBooks, and App Store purchases, along with family photos, calendars, locations, and Apple Music.



What else can iCloud do?



All your music, everywhere.

Your entire music library can live in iCloud and not take up space on your devices.



Safari and iCloud Keychain.

Start surfing on your iPad and pick up on your Mac. And with Keychain, don't worry about remembering your passwords.



Mail, Calendar, Contacts, and Reminders.

With iCloud, have your email, calendar and contacts in your pocket - accessible from all your machines.

And iCloud does even more



Notes.

Create a 'Shopping List' on your Mac in Notes and use your iPhone at the grocery store, with your content updated in real time.



Backup.

iCloud automatically backs up your devices daily 'to the cloud' whenever they are plugged in and connected to WiFi.



Find My iPhone, iPad, or Mac.

Lost your iPhone? iCloud helps try to get it back and Activation Lock stops others from using it.



Privacy and Security

Apple takes data security and the privacy of your personal information very seriously. All your iCloud content - like photos, documents, and contacts - is encrypted when sent over the Internet and stored on Apple servers. See more from Apple on their security at:

<https://support.apple.com/en-us/HT202303>

iCloud is easy to set up. Start with your iOS devices.

Make sure you are running the latest version - iOS9. Go to Settings - General - Software Update to confirm.

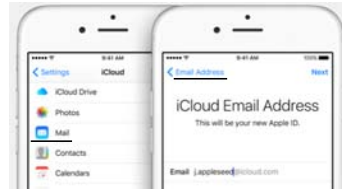


Turn on iCloud

When you turn on a new iOS device, or first activate iCloud, follow the instructions in the setup assistant to activate your device and set up iCloud.



19



With iCloud you can get a free iCloud.com email address. Just turn on Mail in iCloud Settings.

20

Go to Settings - App & iTunes Stores to enable automatic downloads for your music, apps & books.



(Choose whether to use Cellular Data to do so.)

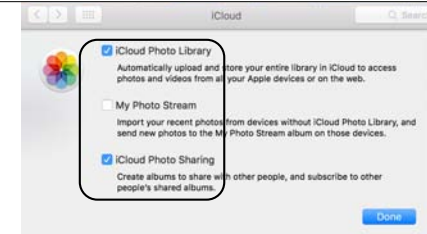
On your Mac, again upgrade to the latest operating system - El Capitan



To turn on iCloud Chose System Preferences - iCloud and enter your Apple ID.



23



In Photos, click on Preferences and enable iCloud Photo Library and iCloud Photo Sharing. I recommend turning off My Photo Stream.

iWork for iCloud

Pages, Numbers, and Keynote are the best ways to be productive on a Mac or iOS device. Now iCloud brings that productivity to the web. You can share and collaborate with anyone.

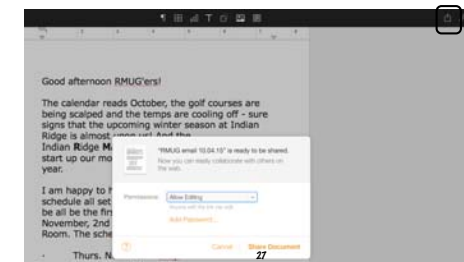


Open Pages, Numbers or Keynote over the Internet at iCloud.com on a Mac - or a PC.



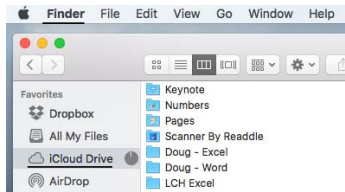
26

Share document links instead of trading files and allow others to edit files - while you watch in real time!



27

How do I access my files in iCloud Drive?



On your Mac go to iCloud Drive in Finder. (stored on your hard drive as well as in the cloud to make file access always available.)

How do I access my files in iCloud Drive?



On your iPhone or iPad you can access your files from the iCloud Drive app. (To show the app, go to Settings/iCloud/iCloud Drive. Turn on 'Show on Home Screen')

How do I access my files in iCloud Drive?

On any iPad, Mac or PC, you can also use the Internet at www.iCloud.com.



Apple has gotten very aggressive in their pricing. 5GB free and 50GB for just 99 cents a month.

iCloud Storage Plans


You get 5GB of free storage in iCloud and you have the option to choose a plan for up to 1TB. Upgrade your storage option right from your Mac or iOS device.

5GB Free	50GB \$0.99/month	200GB \$2.99/month	1TB \$9.99/month
-------------	----------------------	-----------------------	---------------------

With iPhone & iPad backups, plus photo storage, I recommend just planning on spending the buck a month for 50GB!



Dropbox gives you just 2GB free and their first step up is \$100 per year. But still take advantage of the free 2GB at Dropbox and use it as a free secondary offsite backup to protect from natural disasters.



Backing up iPhone/iPads with iCloud is simple.


Just tap Settings/iCloud/Backup and turn it on.



Manage your iCloud backup for your iPhone/iPad under: Settings/ iCloud/Storage/ Manage Storage in Documents & Data



I'm using 36GB of iCloud storage!



Primarily Backups on your Mac should be done with Time Machine, but iCloud is effective for extra security for data files. You want offsite cloud backup in the event of a fire, flood, earthquake or theft.

You can control which Apple apps on your Mac are backed up in iCloud in: System Pref./ iCloud



Storage for iWorks and other files is controlled in iCloud Drive (click on Options)

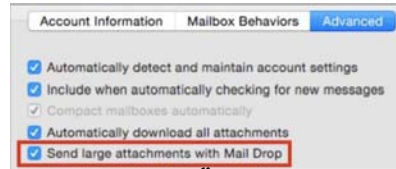


Mail Drop -

takes the pain out of sending large attachments. Drag a file into a message, 20 MB to 5 GB in size, and Mail uploads it to iCloud in the background, and then sends a download link in the message rather than including the whole file as an attachment.

37

Mail Drop works with all email accounts, Gmail, Yahoo, Hotmail, AOL, etc. - but you must turn it on. In Mail, go to: Preferences/Accounts/Account Name/Advanced Select Send Large Attachments with Mail Drop



38

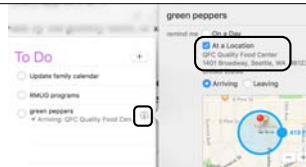
Location Based Reminders



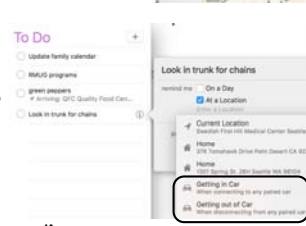
With iCloud you can add an alarm to the Reminder App on your Mac so that your iPhone will notify you at a particular time and date. But reminders can also alert you when you leave or arrive at a location.

39

Need to pick up green peppers at the grocery? Click on the 'Info' icon and add the store location.



Want a reminder when you enter/exit your car? If your car is 'paired' to your iPhone it is easy!



40

Text Replacements

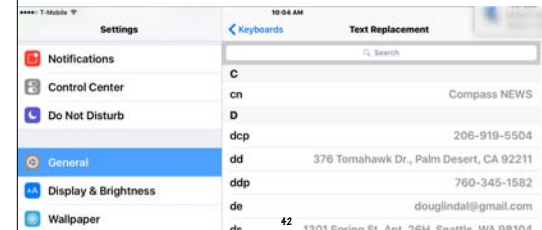
Another Apple service that is now part of iCloud. Previously called Keyboard Shortcuts, it allows you to use 2-3 letters to quickly generate longer phases.

- your name
- your street address
- your phone numbers & email address
- words or phrases you tend to use a lot
- names of your business, school, clubs, etc.
- account numbers
- cities you often refer to

41

On your iPhone or iPad - In Settings, go to Keyboards - Text

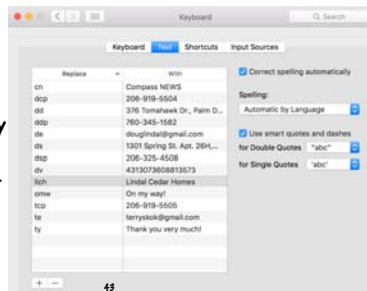
(You only have to add the shortcuts on one mobile device, iCloud will copy them over to your others.)



42

In El Capitan on your Macs - go to System Prefs. - Keyboard - Text

I've added shortcuts for my name, address, phone and email.



43

How to track down a lost iPhone or iPad?

Fortunately Apple provides a free location tool called Find My iPhone that helps figure out if you left your phone on the bus—or if it's just buried in the couch cushions. It all works through your iCloud account.



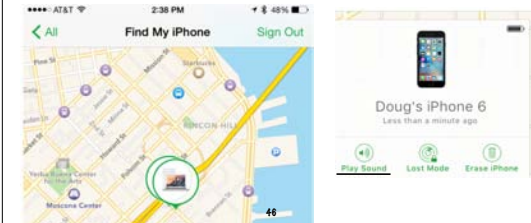
44



First, on your iPhone, open the Settings app, then tap iCloud. Tap Find My iPhone, and toggle the 'Find My iPhone' switch to On (it'll turn green) and you are all set. While there toggle on 'Send Last Location'.

45

If your iPhone goes missing, visit iCloud.com from any computer and click on 'Find My iPhone', and a map appears with it's location. If it's just misplaced at your current location, click the 'Play Sound' button to help locate it.



If you left it on the bus and it is really lost, click on 'Lost Mode' and it will lock up plus you can add a message. If after a couple of days it's not returned, click on 'Erase iPhone' contact the police & go shop for a new phone!

iCloud Calendars

One final tip -
If you are not careful, you can wind up with a dozen Calendars, like I did!
Clean it up by exporting all the events from Gmail or Facebook to iCloud and turning off (unchecking) these old calendars.

The All-purpose iCloud Troubleshooting Procedure.

When nothing else works, signing out of iCloud and then signing back in usually does.

1. Go to System Preferences/iCloud.
2. Click Sign Out.
3. Restart your Mac. (Don't skip this step.)
4. Return to System Preferences/iCloud & sign back in.
5. Re-enable all the iCloud features you want to use.

So after all this - what is iCloud?

Hard to explain as iCloud is not a physical object, software or even a website.
It's easier to explain what iCloud is for:

- iCloud lets Apple cut the cord.
- iCloud integrates devices with each other.
- iCloud replaces local storage with streaming.
- iCloud facilitates sharing.
- iCloud increases security & convenience.
- iCloud is infrastructure.

Questions, Comments ???

Visit: rmug.weebly.com
to download this slideshow
Next meeting will be by iCreative on Photos
- Thurs. February 4th 2:00PM