



Welcome to RMUG

Indian Ridge Mac Users Group

**Doug Lindal
Administrator**

rmug.weebly.com


Good afternoon and welcome to RMUG, the Indian Ridge Mac Users Group. We are located in Indian Ridge Country Club in Palm Desert California.

My name is Doug Lindal and I am the administrator of RMUG.

All of the material you will see today can be viewed on our website at rmug.weebly.com

Apple's new Mobile Operating System

iOS 8




What is iOS8? i stands for mobile and OS means Operating System. So iOS8 is Apple's 8th & latest Operating System, the foundation of the iPhone, iPad and iPod Touch. It comes with a collection of apps that let you do the everyday things and the not-so-every-day things in ways that are intuitive simple & fun. And it's loaded with useful features you will wonder how you ever did without.

What's new in iOS 8.

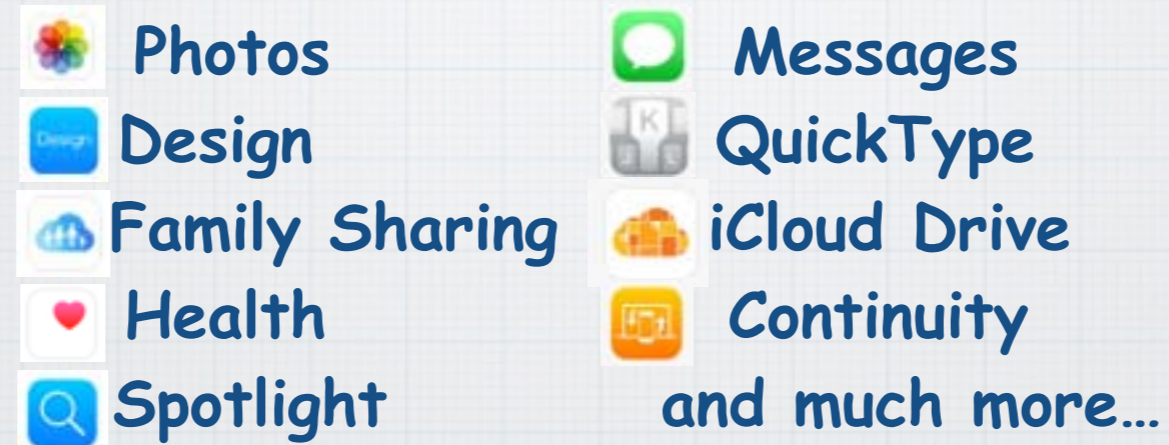
iOS 8 comes with big updates to apps you use everyday like Messages, Mail and Photos. Plus technical improvements to make your existing iPhone or iPad an even better device to use.



What's new in iOS8? Apple's new Mobile Operating System updates the Apps that you use every day, like Message, Photos & Mail. A whole new way to share content with your family. Exciting new connections between Apps in between devices. All that and more makes iOS8 the biggest iOS release ever.



Nine major areas of change in iOS8:



iOS8 upgrades are, in my opinion, divided into nine major segments – **Photos, Messages, Design, QuickType, Family Sharing, iCloud Drive, Health, Continuity and Spotlight.**

I will delve into each of these segments in this presentation.



Photos

*Be the master of your photo collection,
making them easier to find, edit and share.*

Photos.

The all-new Photos app makes it simpler than ever to find and rediscover your favorite photos with new search features and smart albums that organize your photos for you. And you can make every shot look even better immediately after you've taken it with powerful new editing tools, then share them easily.

It's never been easier to find your memorable photos.



iOS 8 makes it simple to find every shot. Whether you're looking for a photo from last week's trip or one from a family BBQ last June, the new search put your favorite shots at your fingertips. So it's easier than ever to edit, share, or just reminisce a little.

iOS 8 makes it simple to find every photo. From last week or last year.

Now you can search all the photos and videos by the date the photo was taken, location, or album name.

And get smart suggestions. Just tap the search icon, and you'll get choices based on what's important to you – photos taken nearby, photos taken the same time last year, or your all-time favorite photos.



Capture the moment. Then edit it in seconds.

Create photo masterpieces right in the Photos app. You don't have to wait to get back to your Mac to do it. Photos can make beautiful edits for you. Or you can take control and fine-tune every aspect of a photo yourself. And with Smart Composition Tools, the Photos app can straighten horizons and provide the ideal crop.

Whatever your skill level, you'll be able to create photo masterpieces right in the Photos app without waiting to get back to your Mac to do it. The Photos app can make beautiful edits for you. Or you can take control and fine-tune every aspect of a photo yourself. And with Smart composition tools don't worry if the composition isn't perfect when you shoot. the new Photos App can straighten horizons and provide the ideal crop.

Smart adjustments.

Modify the overall light in a photo with a single control. Photos intelligently adjusts exposure, brightness, contrast, and more — giving everyone, even a novice, great results.



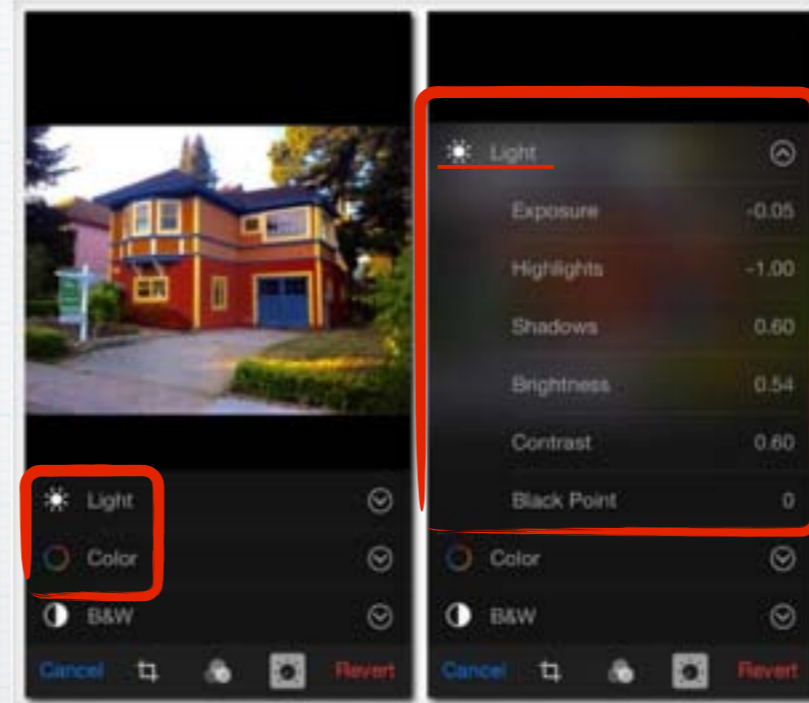
Adjust light.
Use the smart slider to find just the right lighting.

Adjust color.
Slide to enhance blue skies, make colors pop, or convert your photos into richly toned black and white.

Fine-tune your edits.
Tap and a menu of individual tools lets you make precise adjustments.

Smart Adjustments allow you to modify the overall light or brightness in a photo with a single control. Behind the scenes, Apple's new Photos App takes over, adjusting exposure, brightness, contrast — with great results for everyone, novice and expert alike.

To make your photos look better, Apple has added two new **Smart Sliders for lightness and color**. As you slide the bar, the app analyzes the photo and makes adjustments across several categories (Exposure, Highlights, Brightness, Contrast) to give you the best-looking shot.



Apple's new Smart Sliders allow you to adjust for both light and color. Just slide the bar and the new Photos App intelligently analyses each photo, adjusting for Exposure, Brightness, Contrast and more.



Photo Filters and Editing Tools.

Make your photo stand out even more by applying one of the Apple-designed filters.

iOS 8 also allows other app developers to create filters and editing tools you can use in Photos.



Try a built-in filter.
Beautiful, moody, or fun. Tap to experiment with enhanced photo filters. App developers can also make their filters and editing tools accessible in the Photos app.

Want to really make your photo stand out? Add a B/W filter or a Sepia finish to an photo right on your iPhone or iPad. Meanwhile independent developers are creating new Apps to really make your photos 'pop'!

Time-lapse & Slow Motion videos.




Capture the experience of the sun setting, a city street bustling, or a flower blooming with the new Time-lapse mode in Camera. The result is a video showing an accelerated sequence of the photos over time. Just set up your device to shoot what you want, and let Camera record as long as you choose. And use the new built-in Timer to take better self portraits.

The Photos App allows you to shoot some amazing videos, including new Time-Lapse and Slow Motion sequences. Record a sunset or a grandson's soccer game highlights.

Want to take a more professional "selfie"? Just use the new built-in Timer function to record your image.

All this, and much more, can be found by exploring the new Photos App.



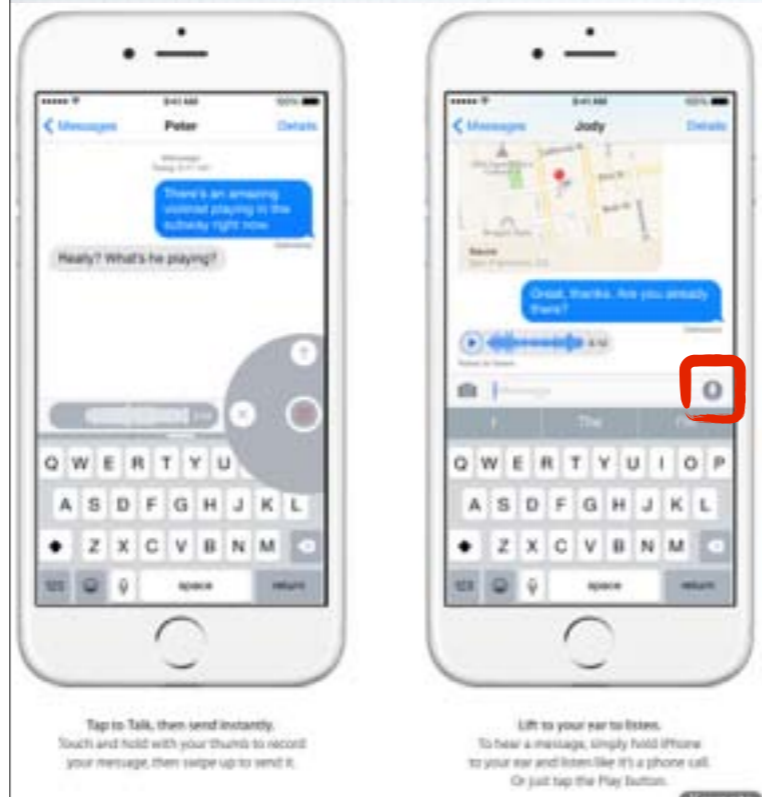
Messages

In iOS8, Messages has fun, amazing features that will change the way you text.



Apple's Messages app, aka Texts to most of us, has been updated with some amazing new features.

Add your voice to the conversation.



Messages in iOS 8 makes it easy to capture any sound — your voice, a song, or a big laugh — and make it part of the conversation. Simply touch and hold the new microphone button to record your message. Then swipe to send it.

Let's admit it, texting is great for quick note passing, but now Apple's new Messages App allow you to record your voice and leave it with a text or email. Nothing conveys human emotion like a human voice – record a big laugh or a sing a song – you can do it all now with Messages. Just tap on the microphone icon to start recording your message.

Send a video quickly and easily.

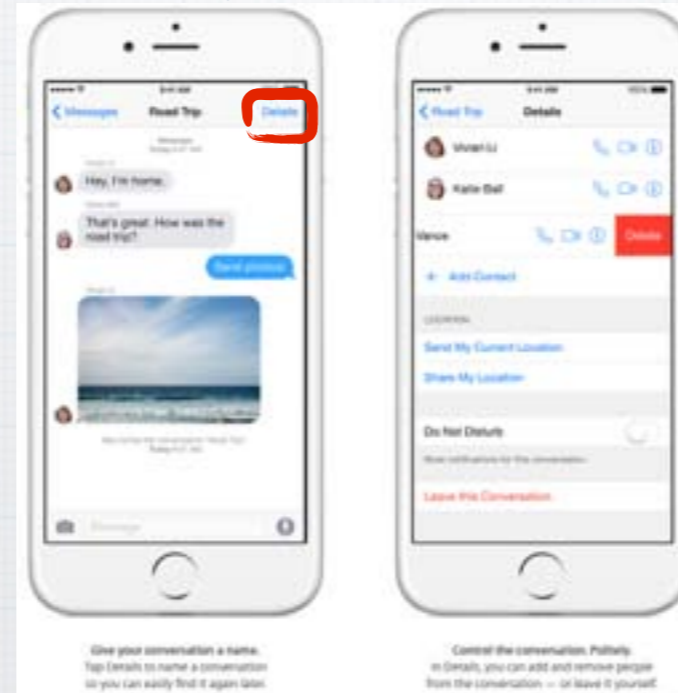


The new Messages app lets you share what you're seeing almost as you're seeing it. Quickly send a video of your husband's first time paddleboarding. Or your kids playing the guitar. You'll have said so much more than "Having fun on our vacation."

Record more than just your voice, you can now shoot a quick video and send it via Messages. After all, actions speak louder than words! Just hold the photo icon till it turns into a red recording button and take a quick video.

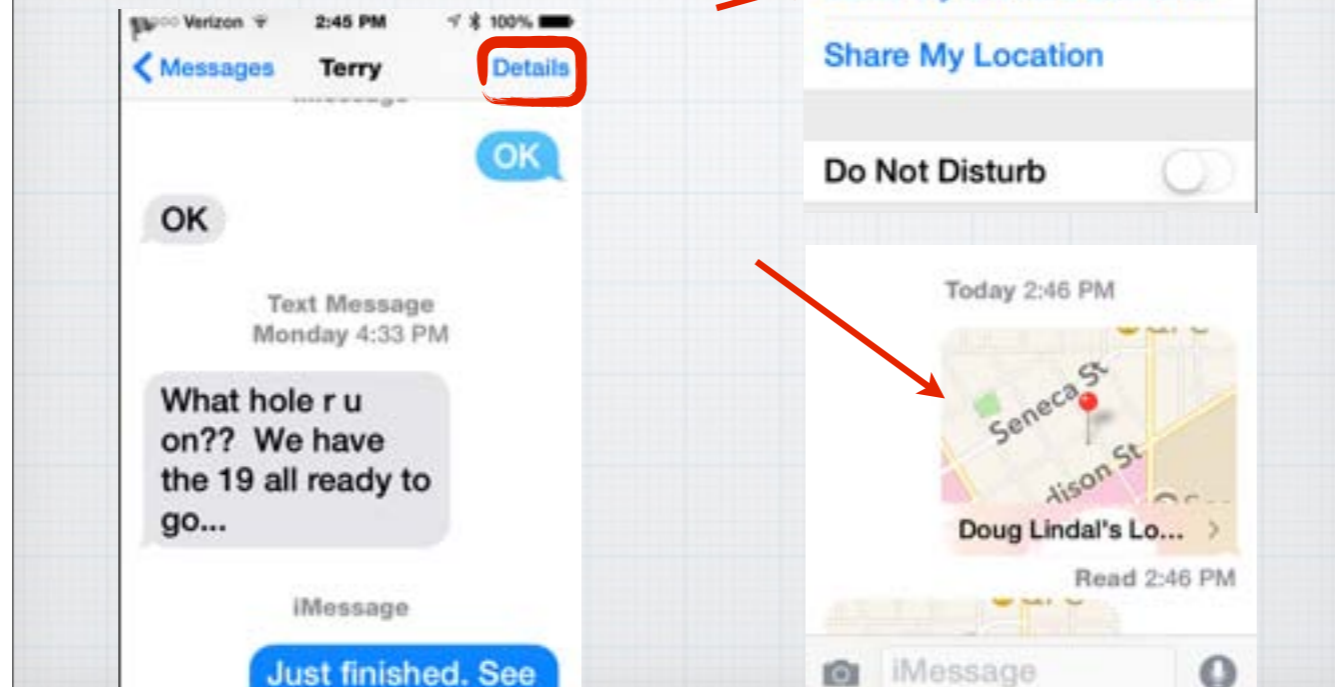
Take charge of group messages.

Start a group conversation and give it a name like "Golf Team" or "Road Trip." Include who you want, and leave the conversation whenever you want. Or turn on Do Not Disturb.



If you start a text with someone and the thread goes back and forth awhile, you can now control the chaos. Tap on the Details tag in the upper right corner and give it a name like "Party Planning". Plus you can now add others to the dialogue. And if it gets too overwhelming with countless texts flying back and forth, you can leave the conversation or turn on Do Not Disturb for awhile.

Share your location.
Click on Details and add a
map to your Message.



The Details tag has other useful purposes too.

“Where are you?” Answer that question more clearly than ever with a map showing your location to find each other in a crowded shopping mall.

Tap Details to **Send My Location** or **Share My Location** (for one hour, all day or indefinitely).



Tap **Details** to see all the attachments in a long running conversation without having to scroll up.

Tap Details to see every attachment from a conversation.

It's simple to browse the photos and videos within a thread. You'll see all the photos and videos, without having to scroll through earlier messages.



Design

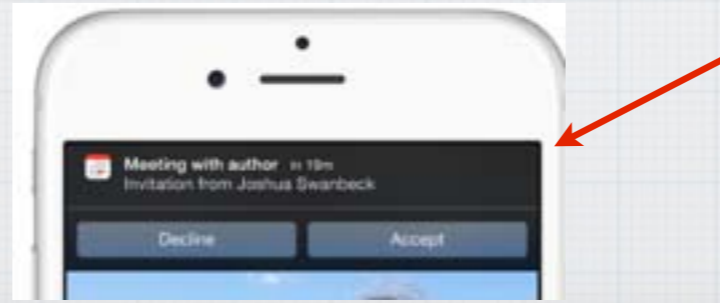
iOS8 introduces major new capabilities in the design of features you use every day.



Apple is rightly famous for attention to design. With iOS 8, Apple sets the bar for how an operating system should be, moving the experience forward in so many significant yet natural ways. You'll notice major new capabilities in the features you use every day. And completely new Design features that let you do things you didn't realize you even wanted to be able to do.

Interactive notifications let you stay focused while you stay in touch.

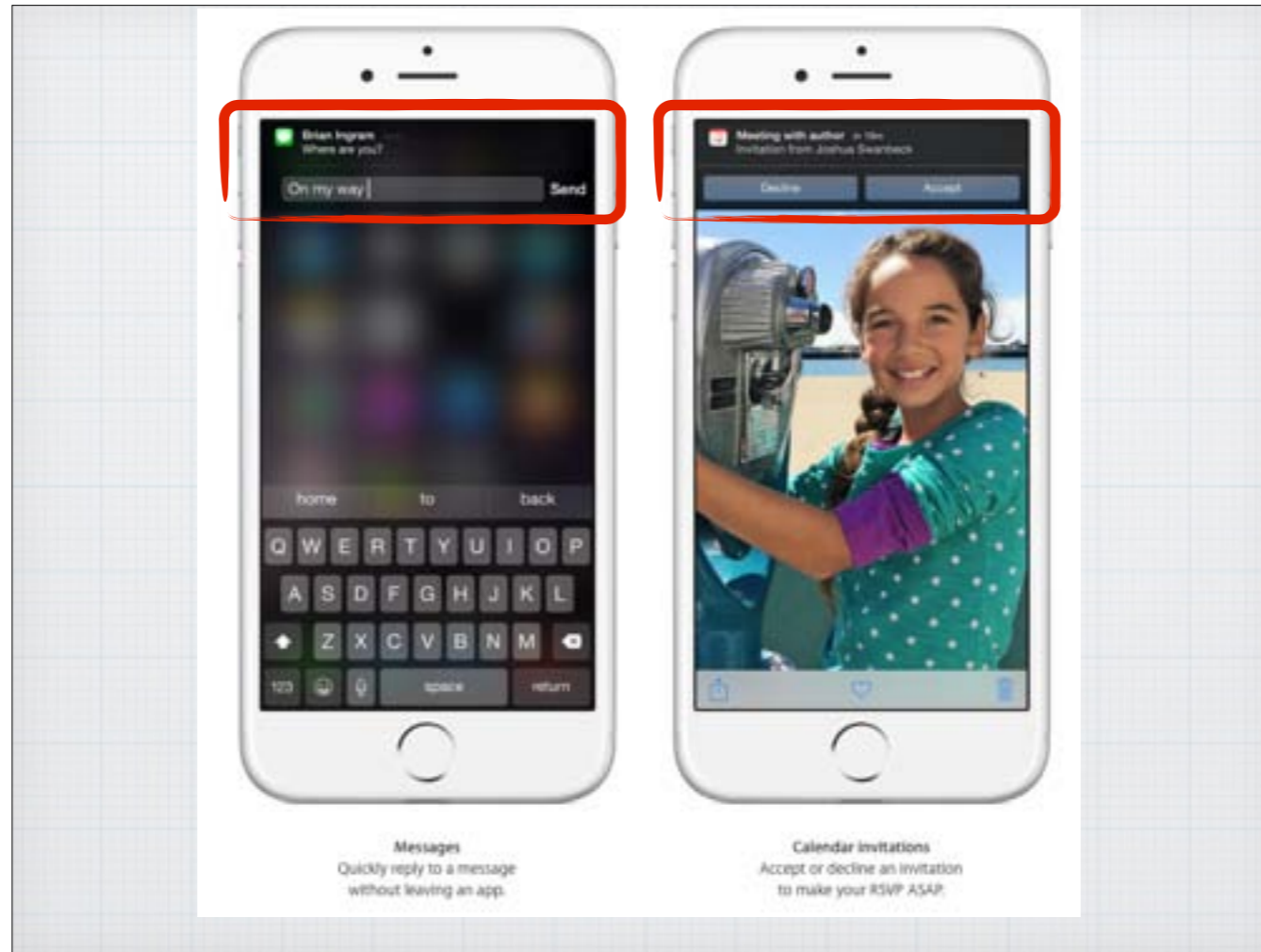
Take action on texts, email, calendar invitations, reminders, and even messages from apps like Facebook right from their notification banners — without leaving the app you're in. Now it's easy to quickly reply to important messages and keep doing what you were doing.



Now with Interactive Notifications, iOS8 notifies you of new emails and texts as they arrive with a banner across the top of your iPhone or iPad that you can click on to respond immediately without leaving the App you are in.



Interactive Notifications alerts you to new emails and gives you reminders of upcoming events so you don't forget an appointment. You can respond, or not, and carry on with what ever else you were doing.



Interactive Notifications also works with text messages and invitations so you can RSVP immediately and place the event on your calendar automatically.



A shortcut to who's important.

From any screen, press the Home button twice to see the **multitasking interface**. At the top, you'll notice something new: the faces of people you've recently talked to and — if you swipe to the right — your favorite contacts as well. Just tap one to call, text, or start a FaceTime call.

As in earlier versions of iOS, a double tap on the round Home Button opens the Multitasking Interface allowing you to swipe left and right between open Apps.

But now there is something new at the top of the screen. The faces or names of your Favorites and recent contacts. Just tap one to quickly start a phone call or send a text, or even a FaceTime Video Call.

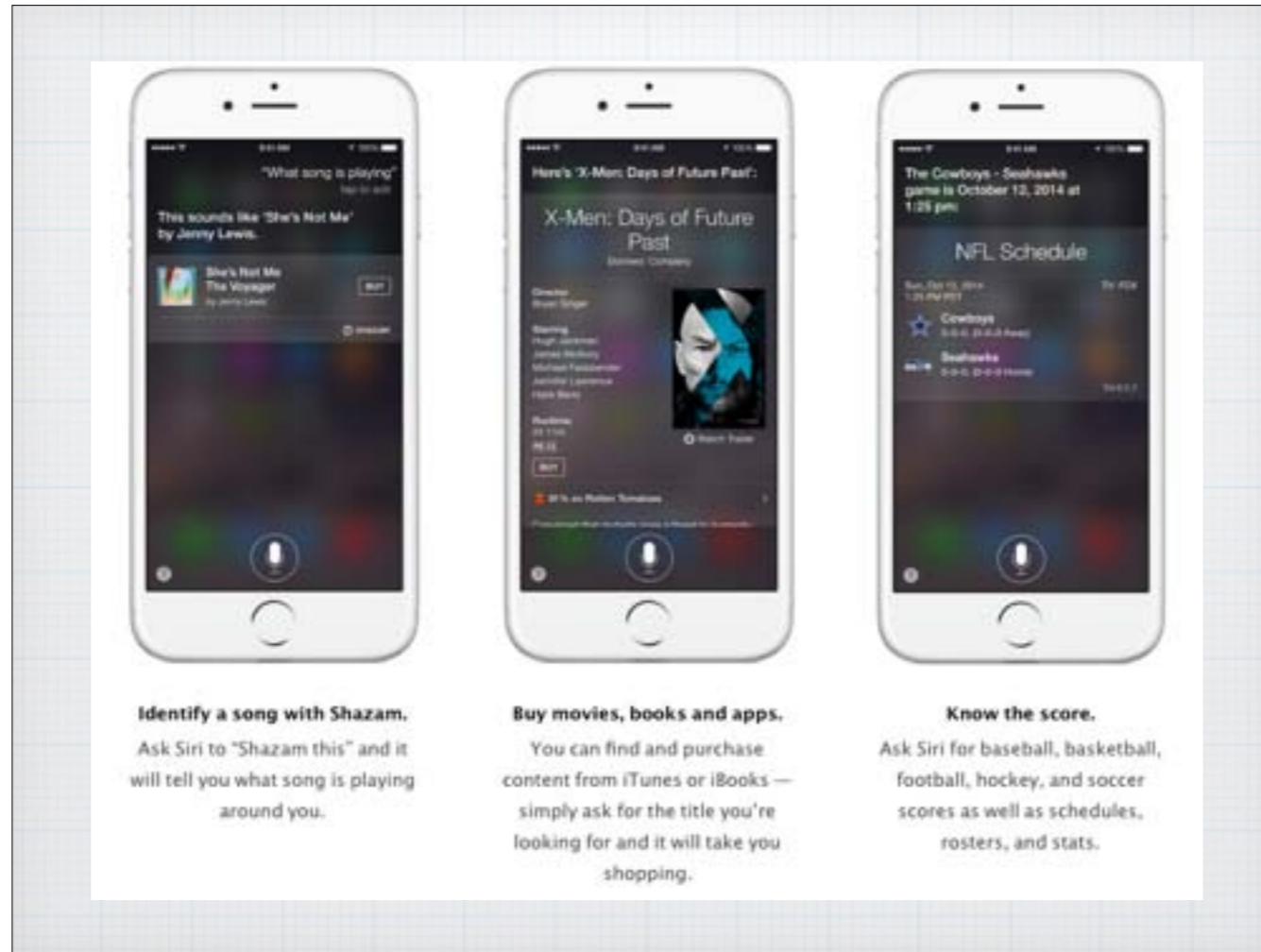


Siri can now accept Hands Free Commands

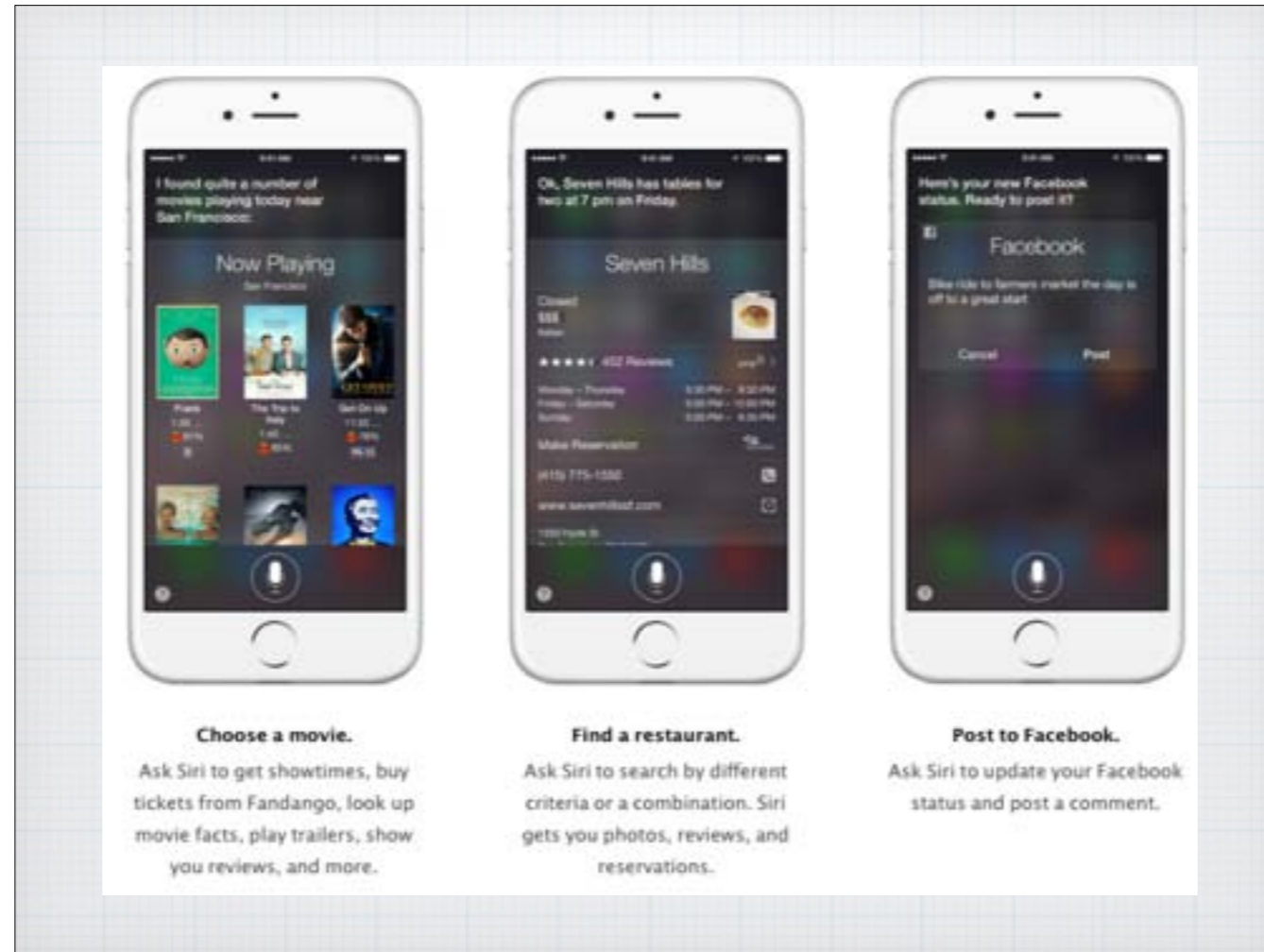
If your iPhone or iPad is plugged in & charging,
you can now say: **"Hey Siri"**
to wake it up and speak your command.

So call your friends or check a sports score with
your hands remaining on the steering wheel and
your eyes on the road.

Siri has learned some new tricks too. If you have your iPhone plugged in and charging in your car you can say "Hey Siri" to awaken her and ask questions. Check the traffic, control your music, get a sports score or make a phone call without taking your hands off the steering wheel or your eyes off the road.



Last Spring we discussed some of the amazing new tricks that Siri can perform. Her list has grown over the summer. Here is a quick sampling. You can now ask Siri to "Shazam this" and it will tell you what song is playing. And you can buy books, Apps or movies through iTunes just by asking for a title. Siri knows all the sports scores as well as schedules, rosters and stats.



Ask Siri for movie showtimes and buy a ticket through the Fandango App.
Search local restaurants and see reviews and menus.
You can even post to Facebook just by speaking to Siri.



Launch an app.

You can ask Siri to open apps.
Just say something like "Play Angry Birds" or "Open Photos."



Set reminders.

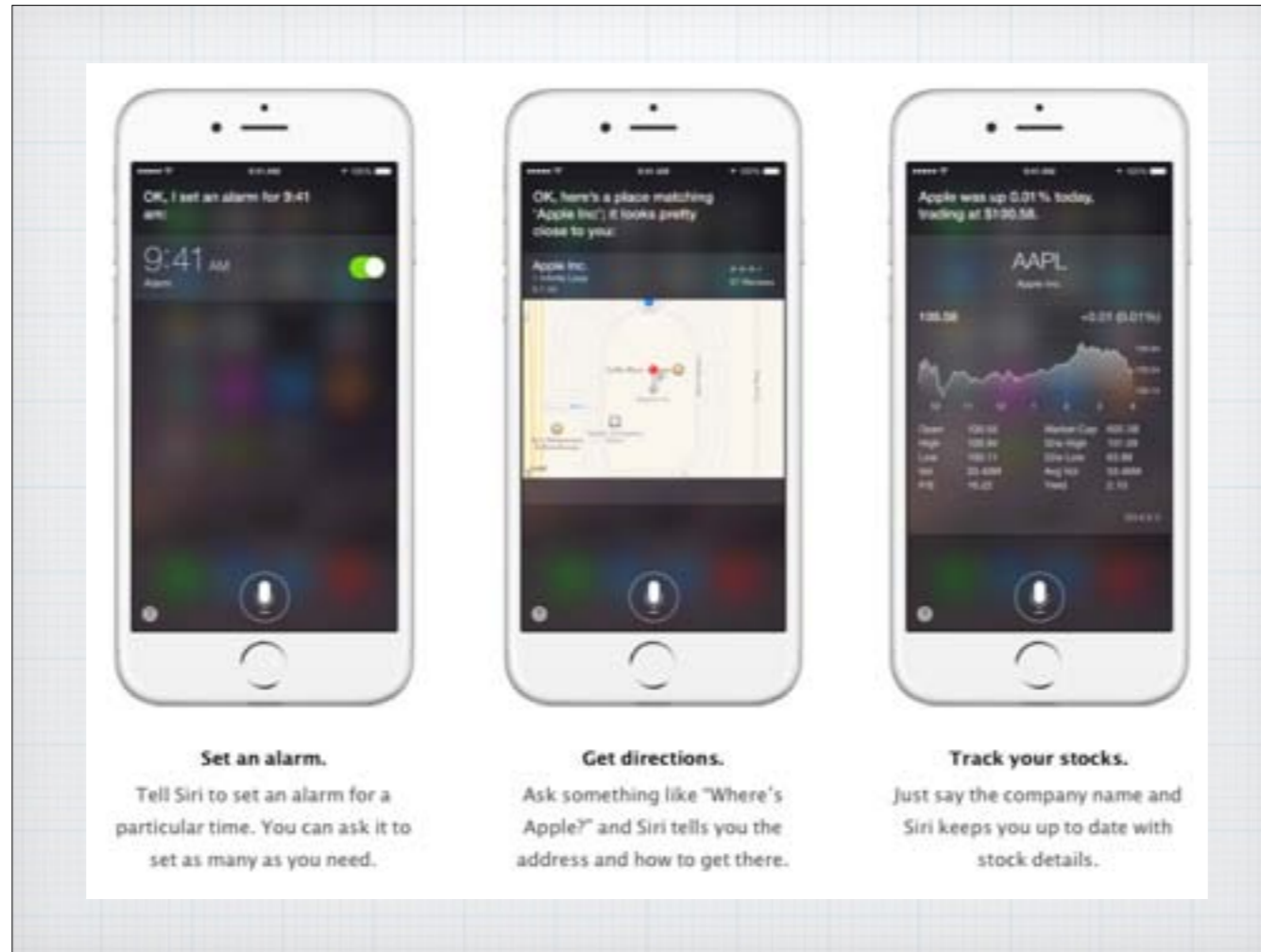
Tell Siri what you need to do.
Even say when and where you need reminding.



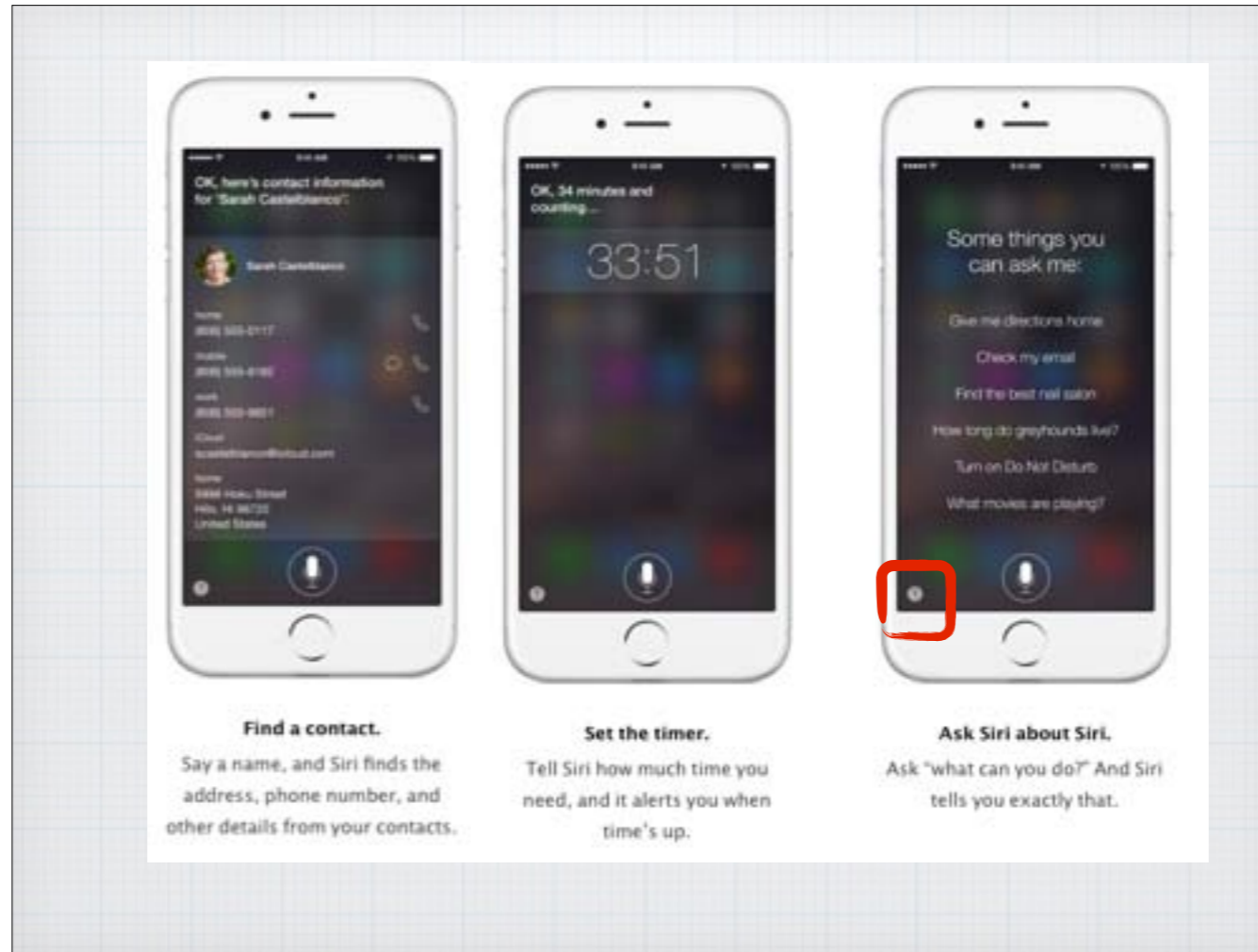
Check the weather.

Siri gives you the forecast for where you are or for anywhere you're curious about.

Launch an App just by saying – "Open Photos".
Tell Siri to set reminders for you, it will open the Reminders App and post your requests.
Check the local weather – or the weather in Seattle.



As you head off to bed, ask Siri to wake you in the morning.
Ask "where is the nearest Starbucks", and it will show you a map and even give turn by turn directions.
Track the stock market during the day, if you dare, just by speaking the company name.
I notice Apple stock is up since I took this screen shot!



Find a contact.

Say a name, and Siri finds the address, phone number, and other details from your contacts.

Set the timer.

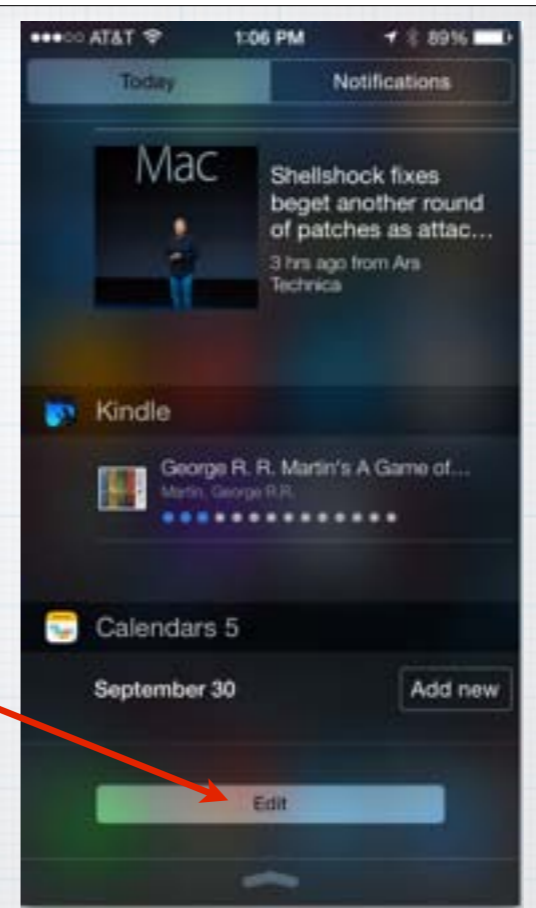
Tell Siri how much time you need, and it alerts you when time's up.

Ask Siri about Siri.

Ask "what can you do?" And Siri tells you exactly that.

Looking for a friends phone number or address? If it is in your Contact List, Siri will find it.
Set a timer for half an hour just by asking Siri to notify you.
And finally to really explore all the potential just simply ask Siri – "What can your do?", or press the ? in the lower left corner.

Apps can now install Widgets in the Notification Center, expanding it's capabilities. Just pull down from the top of your screen to activate and tap Edit at bottom to add new widgets on weather, sports, news, stocks, etc.



The Notification Center introduced in iOS7, which you access by swiping down from the top of the screen, has been expanded. Tap the Edit button on the bottom of the Notification Center screen to add Widgets from third party Apps for news, sports results or expanded weather reports.

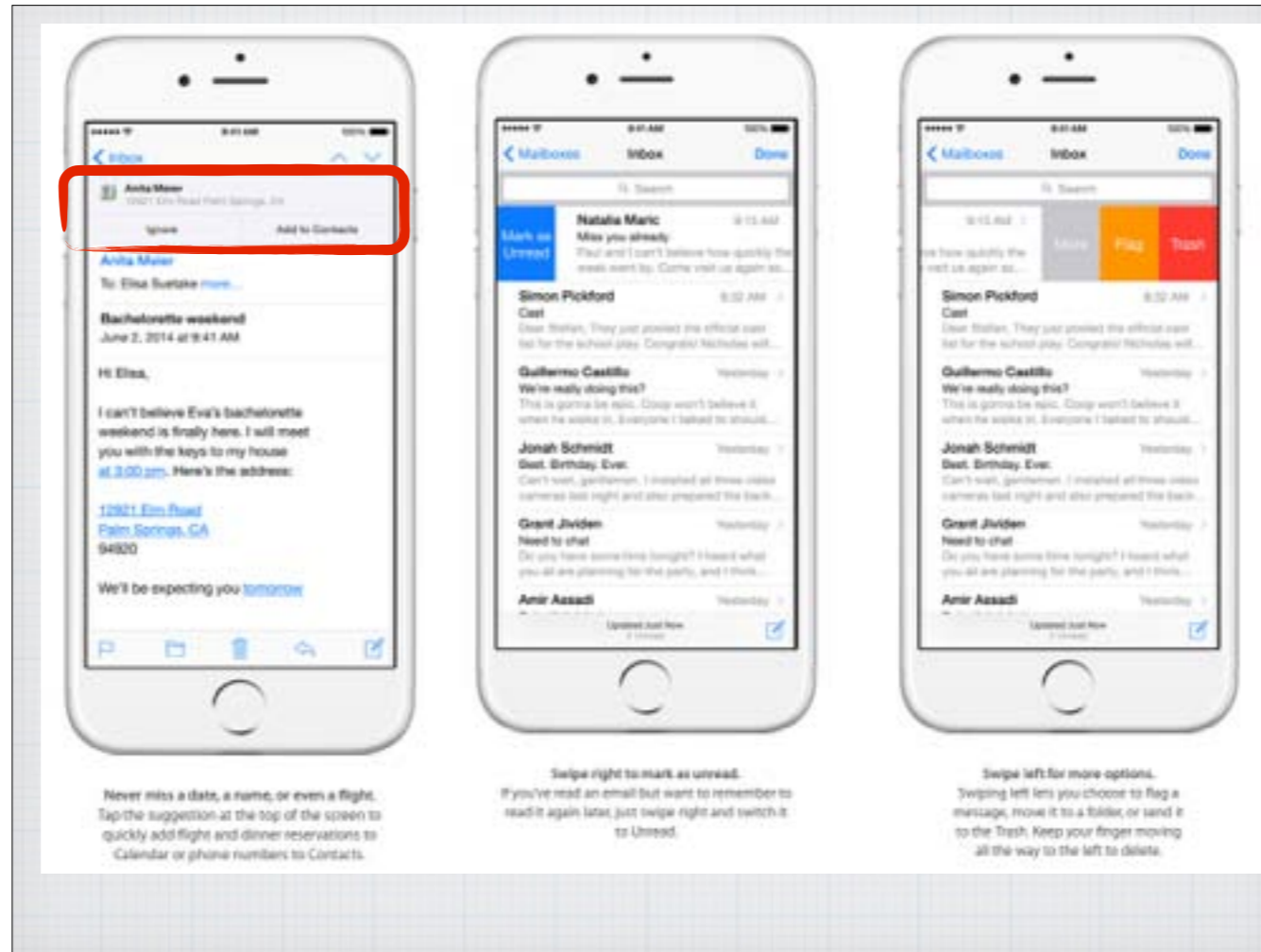


Mail

New time-saving features arrive in Mail.

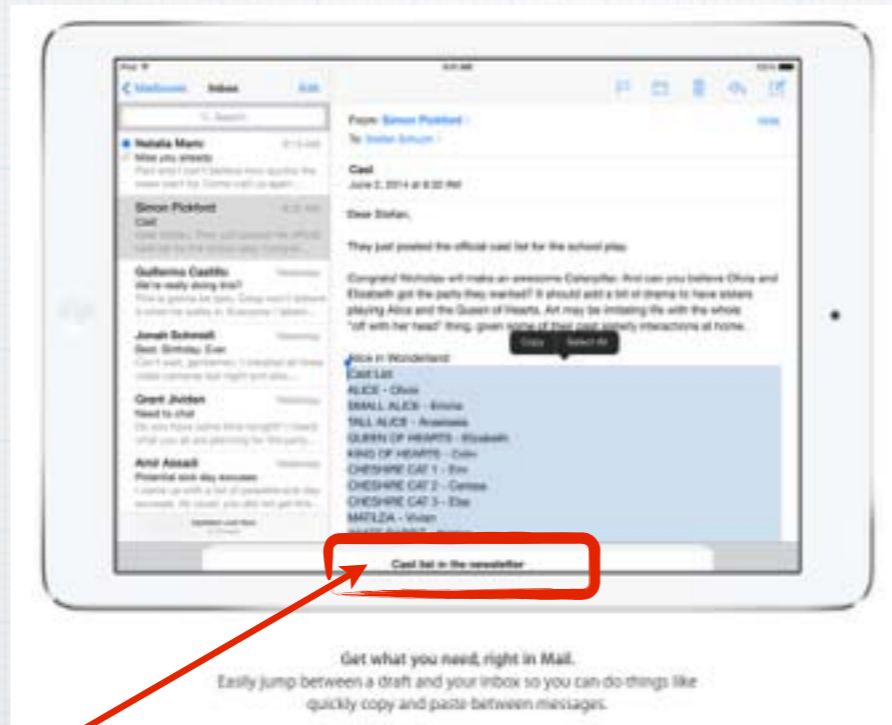
- Swipe to mark an email as unread or flag it for follow-up.
- Now when Mail recognizes an appointment or phone number in an email, a suggestion appears.
- Easily jump between a draft email and an email in your inbox.

Your Mail App in iOS8 has become a whole lot smarter with all sorts of new time-saving features.



If an email contains important new information like appointments, names or phone numbers, a suggestion appears at the top of the screen so you add the info to your Contacts list or Calendar.

Swipe email messages from left to right to either mark it as unread so you will look at it again later or swipe right to left to open options to flag it, move it to a folder or delete it.



Pull down on any draft email to access your inbox.

Have you ever started an email and realized you needed some information buried in another email like names or dates? Now instead of having to delete and start over or save a draft. You can just pull down on the draft and your inbox appears so you can do things like quickly copy and paste between messages. Then pull back up on the draft tab and finish the message.



Safari

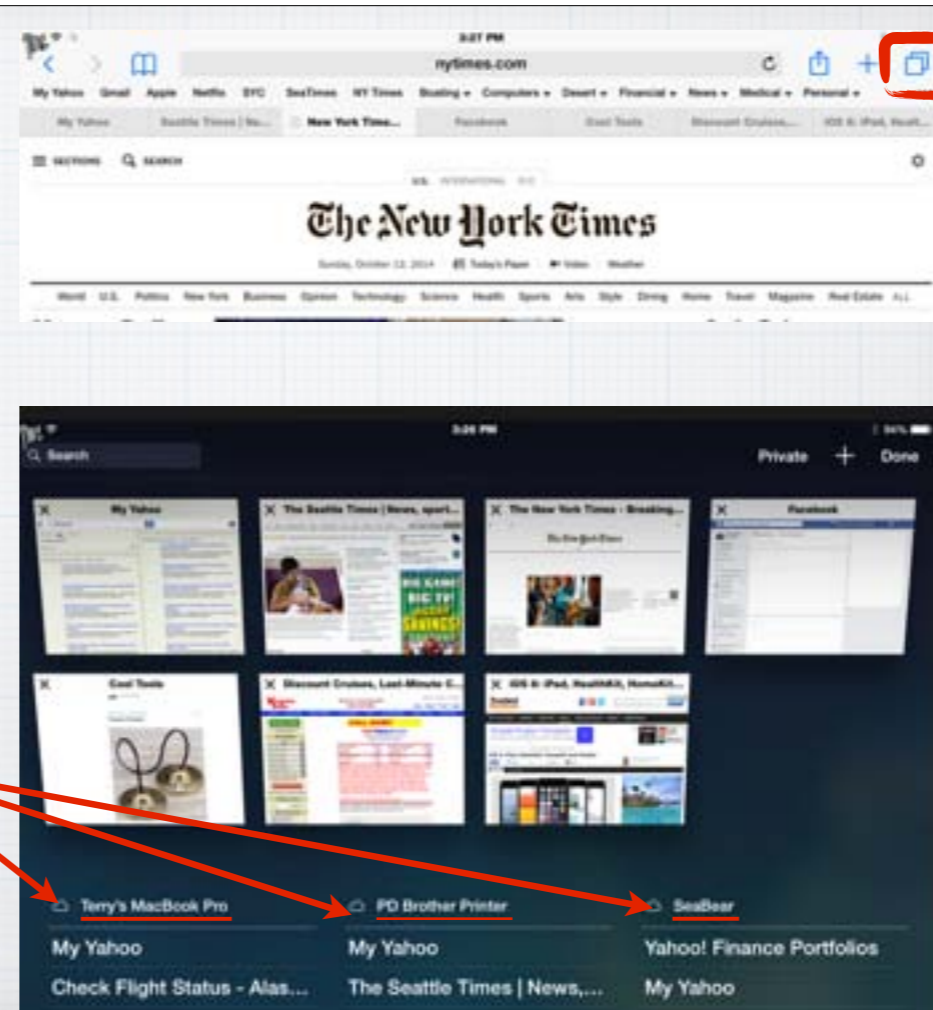
Your favorite Safari features come to iPad.

The Tab view you know and love in Safari on iPhone now appears on your iPad. You can see all your open web pages. There's also a new Sidebar that slides out to reveal your Bookmarks, Reading Lists, and Shared Links, just like on a Mac.

The biggest changes in iOS8 to Safari are on the iPad.
You now get the same Tab View as the iPhone and a new sidebar just like on your Mac.

**Open Tab
View** by
clicking on the
icon  to see
all your open
tabs (webpages)
on your iPad.


And see all
open tabs on
all your
devices.



Just like on your Mac or iPhone, you can now open a graphic view of all your open Tabs, or webpages. Just click on the 'multi-page' icon in the upper right corner.

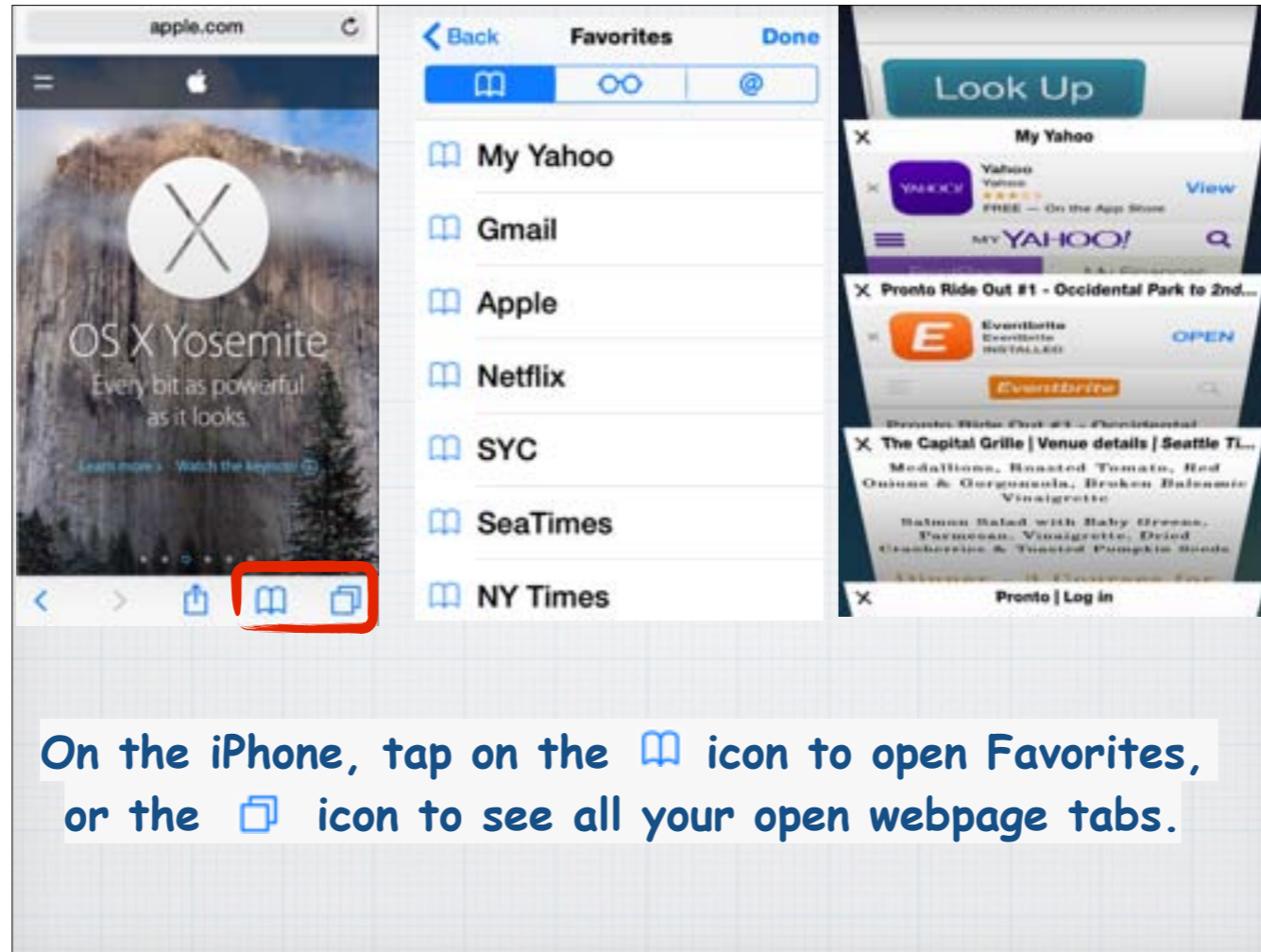
On the bottom of the page you will also see all open Tabs on your other devices so you can find that shopping page on Amazon you were browsing last night on your laptop.



**Your Favorites and more are just a tap away.
Tap the Sidebar  to see your
Bookmarks, Reading List and Shared Links.**

And on the left side of the menu bar on top of your Safari page, you can tap the icon to open your saved Bookmarks, your Reading List and your Shared Links.

In particular Reading List is a great feature added to Safari last year that allows you to save open webpages for later reading.



On the iPhone, tap on the  icon to open Favorites, or the  icon to see all your open webpage tabs.

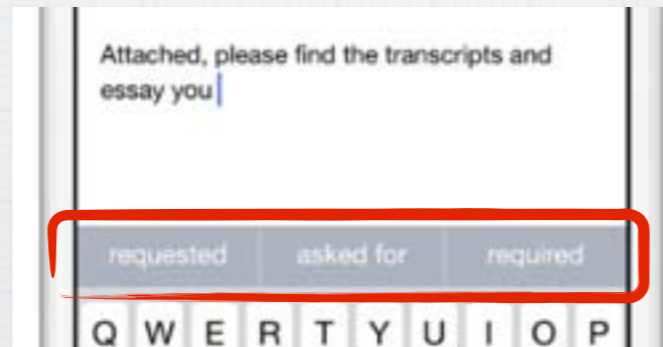
Apple has also updated Safari on the iPhone to now clearly show your Favorites, the Sidebar and all your open webpages.



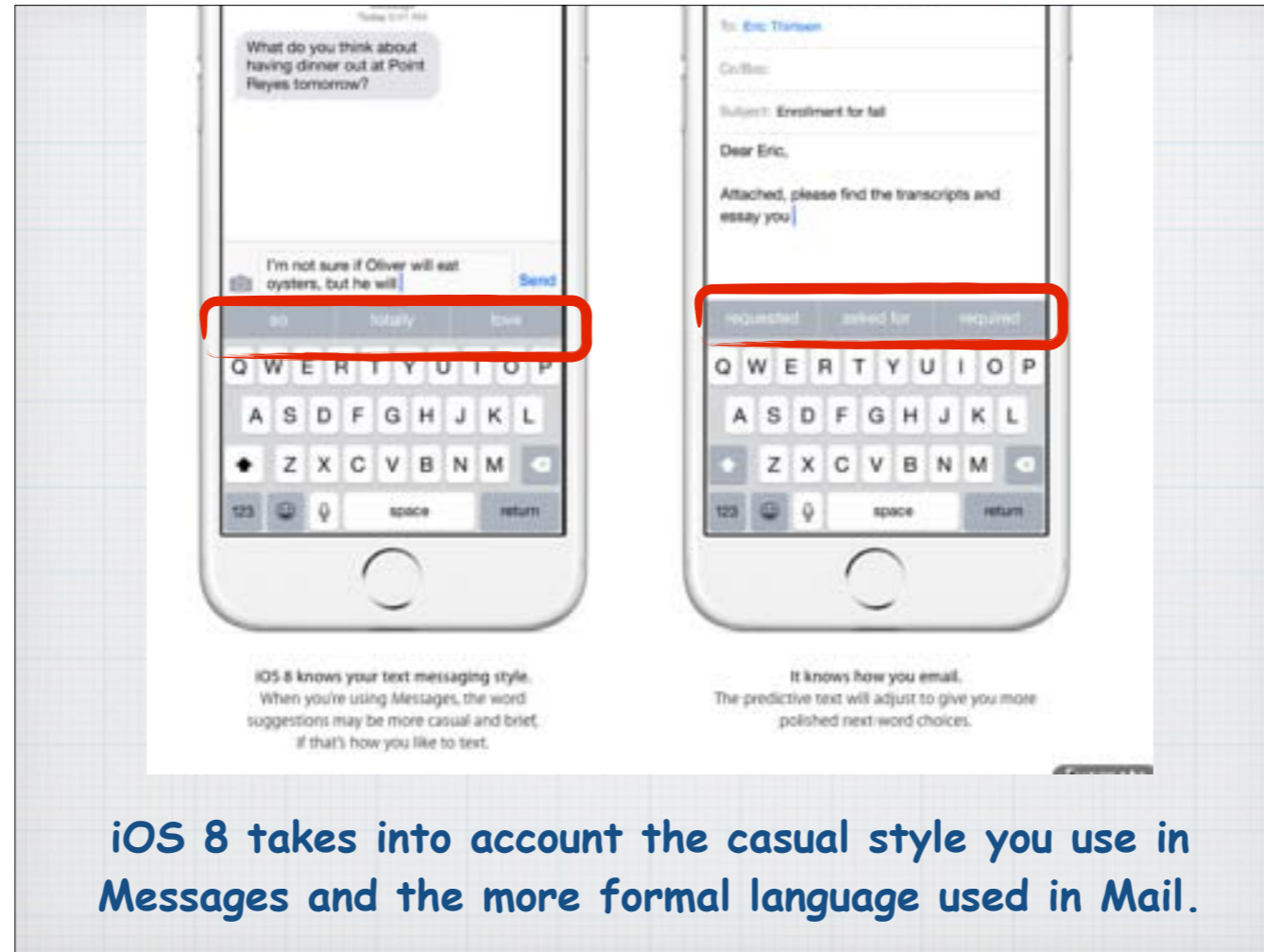
QuickType

Predictive Typing

Now you can write entire sentences with a few taps. Because as you type, you'll see choices of words or phrases you'd probably type next, based on your past conversations and writing style.



Quick Type or Predictive Typing is a great shortcut for sending texts or emails. As you type a sentence, Apple makes guesses as to what you will add next. So all you have to do is click on your choice of the words they suggest which appear above the keyboard in a gray bar. Find this distracting? Just swipe down on the gray tab to hide Quick Type.



And the word suggestions that Apple makes are very interesting.

In your casual texts the suggested words are casual, as opposed to the more formal settings of email where language is more polished and correct.



**Third Party Keyboards apps are now available in Apple's App Store so you can swipe instead of type!
Try SwiftKey, Swype or TouchPal.**

You might have seen a friend with an Android phone slide one finger around the screen to type, this is called swiping as opposed to typing. This and many other keyboard options are now available through third party independent Apps like SwiftKey, Swype or TouchPal.



Family Sharing

Sharing with your family comes naturally. Now it comes to all your content.



Family Sharing is a new way to bring harmony to your family's digital life. Families can share purchases from iTunes and share photos, calendars, locations and more.



Up to six people in your household can easily share each other's purchases from iTunes, iBooks, and the App Store. You can also keep up with each other's photos, calendars, locations, and more.

Easily share photos, a family calendar, and more to help keep up to six family members connected.



**Music. Movies. iBooks. Apps. Calendars. Photos.
Just think of all the great content you can share.**

Once you set up Family Sharing, family members get immediate access to each other's music, movies, TV shows, books, and apps. Plus share calendars and photos.



Family Sharing makes collecting and sharing family memories easier and more fun. It automatically sets up a shared family album where you can contribute photos, videos, and comments. And everything stays up to date on everyone's devices.

The whole family can contribute to the family photo album.

iOS8 automatically sets up a shared family album where you can contribute photos, videos, and comments. And everything stays up to date on everyone's devices. So you're all a tap away from the latest vacation shots and birthday highlights.

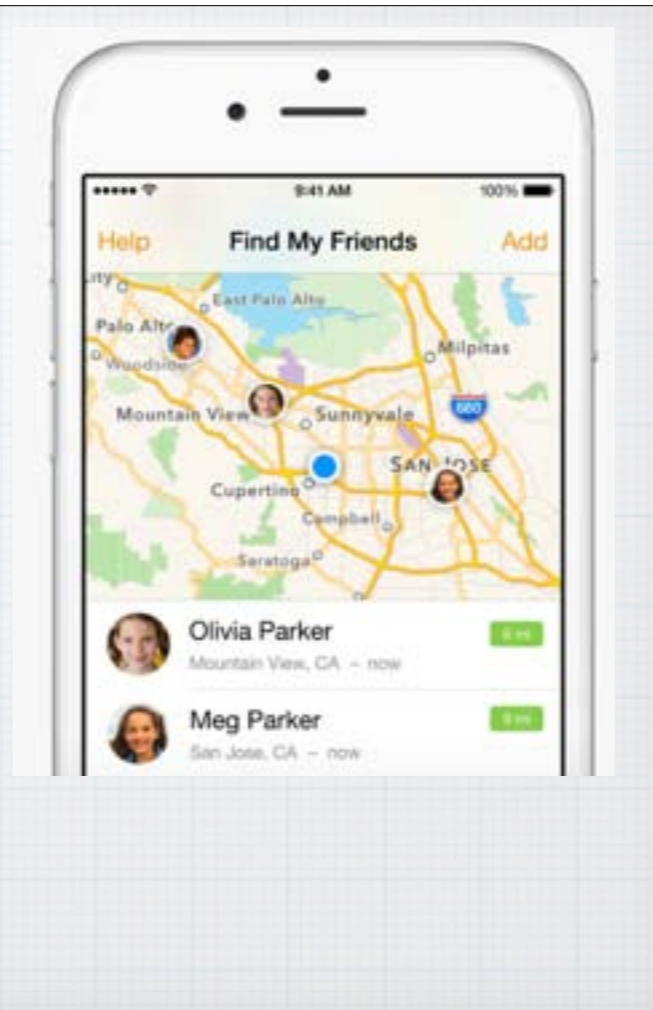
Now everybody in the family can add events to one calendar. You can even set up family reminders that will appear on everyone's devices at the exact time or place you choose. So whether it's a birthday, dentist appointment, or a party - everyone's in the know.



Now it's easy to be one of those organized families.

One shared family calendar equals one happy, organized family. Everybody in the family can add events to one calendar. You can even set up family reminders that will appear on everyone's devices at the exact time or place you choose.

Family Sharing lets you share your location with your family members and shows you where they are, too. Now it's easier than ever to meet up at the clubhouse. Out shopping for a surprise birthday gift? Just hide your location with a tap.



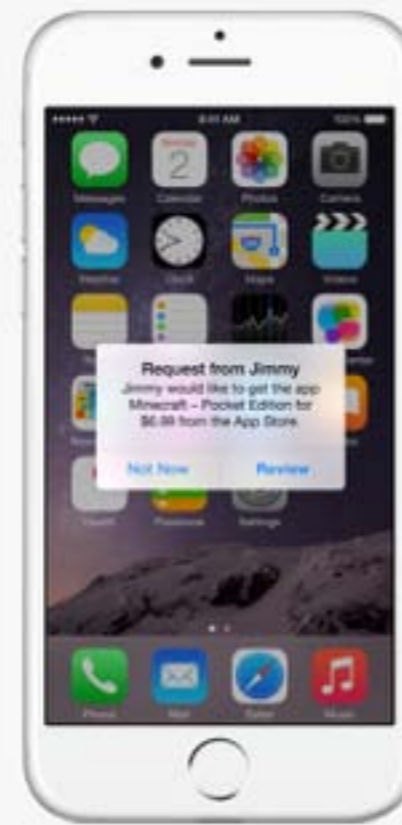
Is your family all over the map? Apple has got you covered. With Family Sharing upwards of six family members can keep tabs on each other. And yes, you can turn it off the Locator Service temporarily or permanently.

With the Find My iPhone app, family members can use their devices to locate one that's lost and have it play a sound (even if the ringer is turned off).

Parents get more control, while kids feel like they have more freedom. Enjoy the convenience of paying for family purchases with a single credit card.



They ask to buy.
Before your children can make a purchase, they must ask your permission.



You reply from anywhere.
A notification appears on your device. You can review the request, then approve or decline it.

Set limits and still look like the good guy.

Enable "Ask to Buy" to require children to get permission before making iTunes, iBooks, and App Store purchases and pay for them with your credit card.



iCloud Drive

Any kind of file. On all your devices.



Apple has finally expanded iCloud to allow you to access all your files, just like Dropbox – and like Apple’s old MobileMe used to do. It’s ‘cloud storage’ backup done right.



Storing Documents in iCloud is Simple.

To upload your files to iCloud, simply drag them into the iCloud Drive folder on your Mac running OS X Yosemite. Or start a new document on your iOS device. Then you'll be able to access those documents from all your devices.

Now you have the freedom to work with the document of your choice on the device of your choice. Because with iCloud Drive, you can safely store all your presentations, spreadsheets, PDFs and images in iCloud and access them from your iPhone, iPad, iPod touch, Mac, or PC – iCloud Drive is not restricted to Apple Devices.


Edits you make on one device - appear on all of them.

Using iCloud Drive means you'll always have access to the latest version of all your documents from any device - iPhone, iPad, iMac or MacBook.



Using iCloud Drive, you can start creating a presentation on your Mac at home, then make final edits and present it later using your iPad. All the changes you make along the way appear automatically on all your devices.

Start your work in one app and add the finishing touches in another. Create a chart in Pages and place it in a KeyNote slideshow.



Health.

An entirely
new way to
use your
health and
fitness
information.



The new Health app gives you an easy-to-read dashboard with graphs of your health and fitness data.

“How are you?”
now has a really
accurate answer.

See your whole
Health picture.
Quickly view your
most recent health
and fitness data in
one dashboard.



“How are you?” now has a really accurate answer.

Heart rate, calories burned, blood sugar, cholesterol — your current health and fitness apps are great at collecting all that data. The new Health app puts that data in one place, accessible with a tap, giving you a clear and current overview of your health.

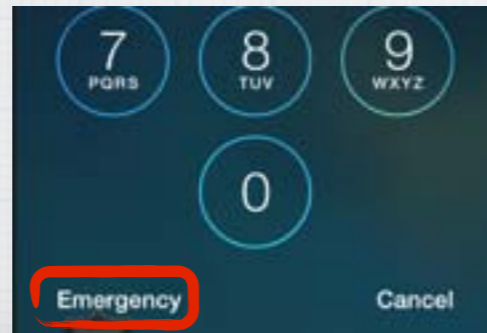
With **HealthKit**, developers can make their apps more useful by allowing them to access your health data. And you choose what you want shared.

For example, you can allow your nutrition app to tell your fitness apps how many calories you consume each day.



Apple has created a new tool for developers called **HealthKit**, which allows all the incredible health and fitness apps to work together for you. It's the beginning of a health revolution. For example, you can allow the data from your blood pressure app to be automatically shared with your doctor. Or allow your nutrition app to tell your fitness apps how many calories you consume each day.

You can create an **Emergency Card** with important health information — for example, your blood type or allergies — that's available right from your Lock screen.



The new Emergency Card is a great comfort if you have ever wondered how medics would be able to quickly diagnose your condition if you are unable to communicate clearly. Just by press the Emergency button on your iPhone's lock screen anyone access a Medical ID card listing all your allergies, medical conditions – and who to call immediately.



Continuity.

iPhone, iPad, and Mac.
Connected like never before.



Apple products have always been designed to work together beautifully. But now they may really surprise you. With iOS 8 and OS X Yosemite, the new operating system for laptops and desktop Apple computers, you'll be able to do more wonderful things than ever before.

Handoff lets you pick up right where you left off.

Now you can start writing an email on your iPhone and pick up where you left off when you sit down at your Mac. Or browse the web on your Mac and continue from the same link on your iPad.



Handoff lets you do just that, 'handoff' your data from your desktop computer to your iPhone or iPad. Use Handoff with favorite apps like Mail, Safari, Pages, Maps, Messages, Reminders, Calendar, and Contacts. And developers can build Handoff into their apps now, too.



With **Handoff**, you can now answer a phone call on your iPad and Mac. Or place calls too.

Sometimes when your iPhone rings, it's not where you are. Maybe it's charging in another room. Or it's buried in your coat. But your Mac or iPad is sitting right there. Now you can make and receive phone calls on those devices as long as your iPhone running iOS 8 is on the same Wi-Fi network. Just click or swipe the notification to answer, ignore, or respond with a quick message. And to make a phone call from your iPad or Mac, simply tap or click a phone number in Contacts, Calendar, or Safari.

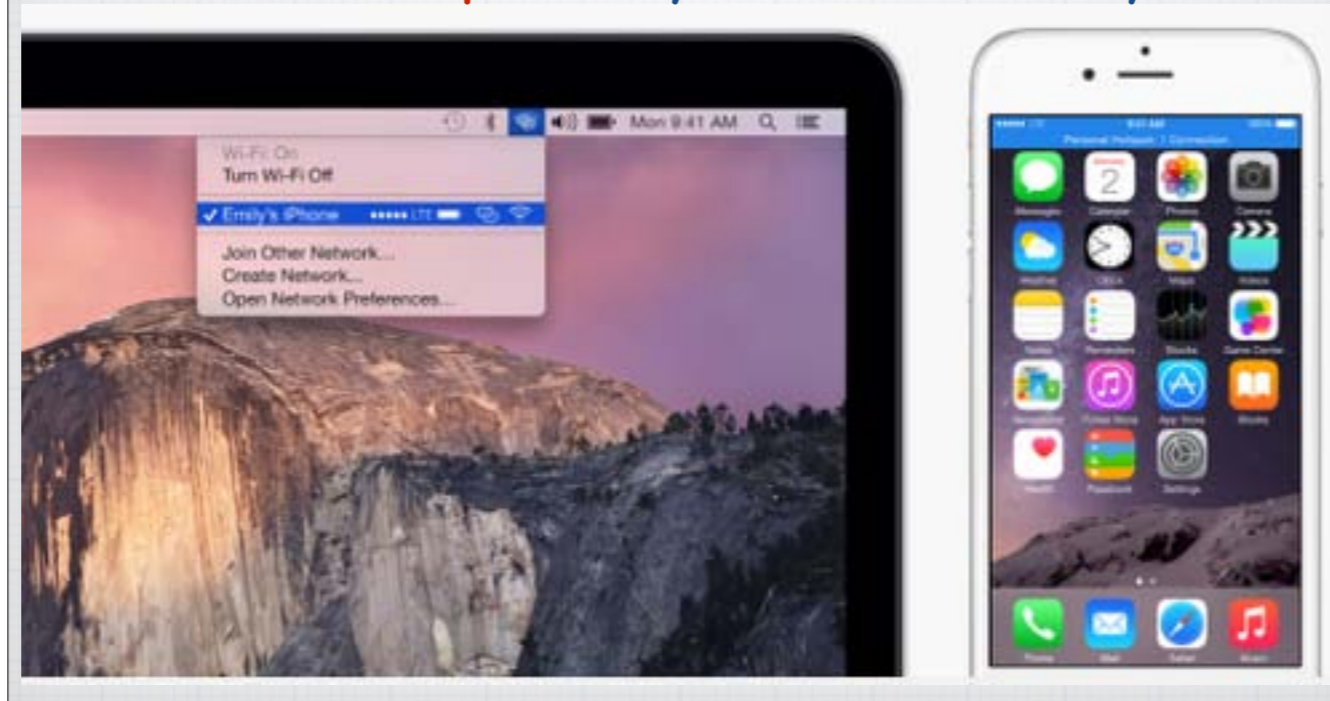


Continuity in iOS8 allows you to finally exchange texts with any phone or computer - Apple, Android or Windows based.

Having a conversation with friends and family who don't use an iPhone just got much easier. That's because you can now send and receive old fashioned SMS and MMS text messages right from your iPad or Mac. So when a friend texts you from any kind of Android or Windows phone, you can respond using whichever device is most convenient. You can also start a conversation from your iPad or Mac by clicking a phone number in apps like Safari, Contacts, or Calendar.

No Wi-Fi? No problem.

If you're out of Wi-Fi range, your iPad or Mac can automatically connect to your phone's cellular network as a **Personal Hotspot** when your iPhone is close by.



Need to get on-line, but not near a WiFi hotspot? With the new Instant Personal Hotspot feature, you'll see the name of your iPhone in the list of Wi-Fi networks in Settings on your iPad and in the Wi-Fi menu on your Mac. Just select it and you're connected using your phone's cellular data plan.

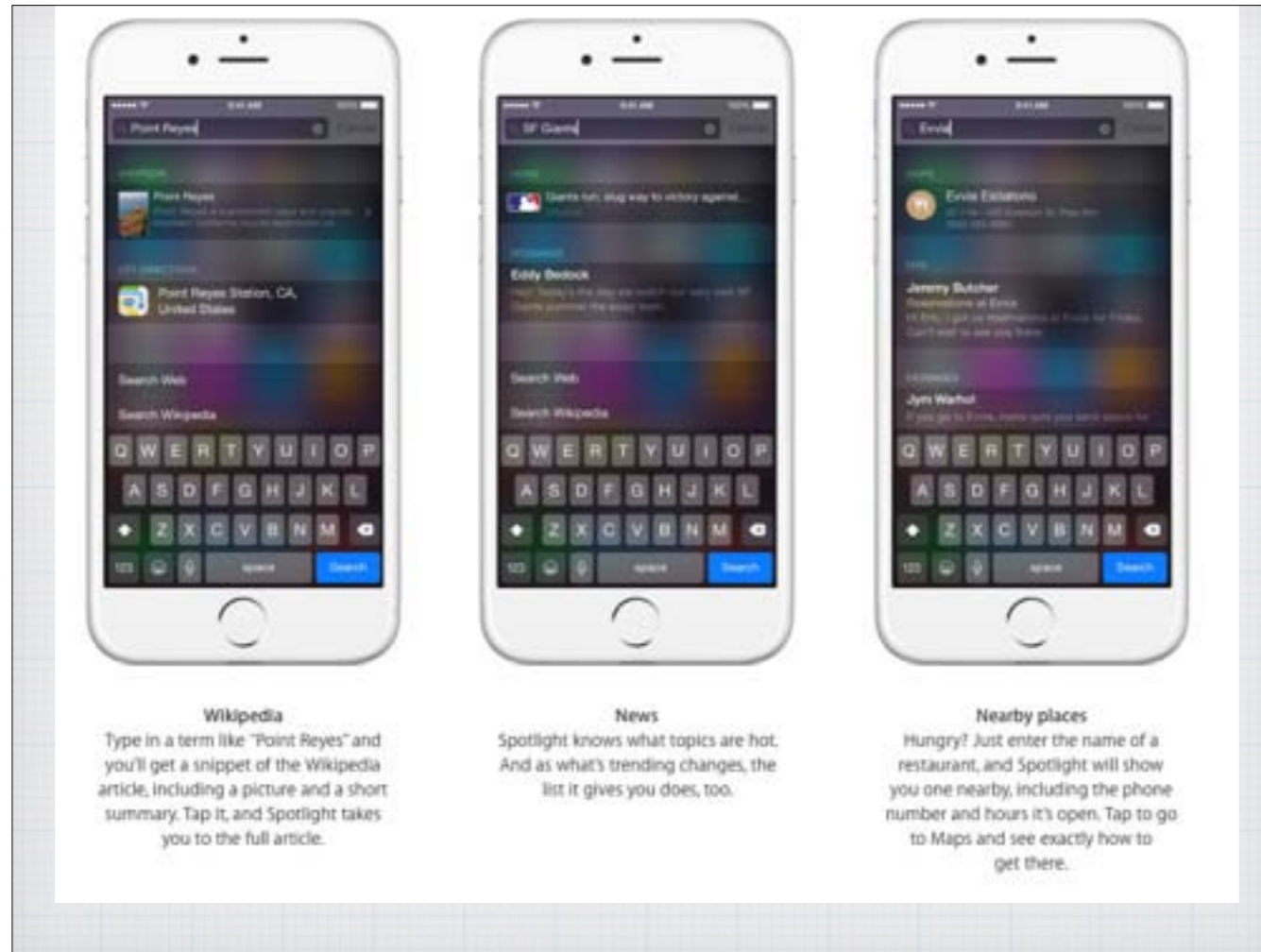


Spotlight.

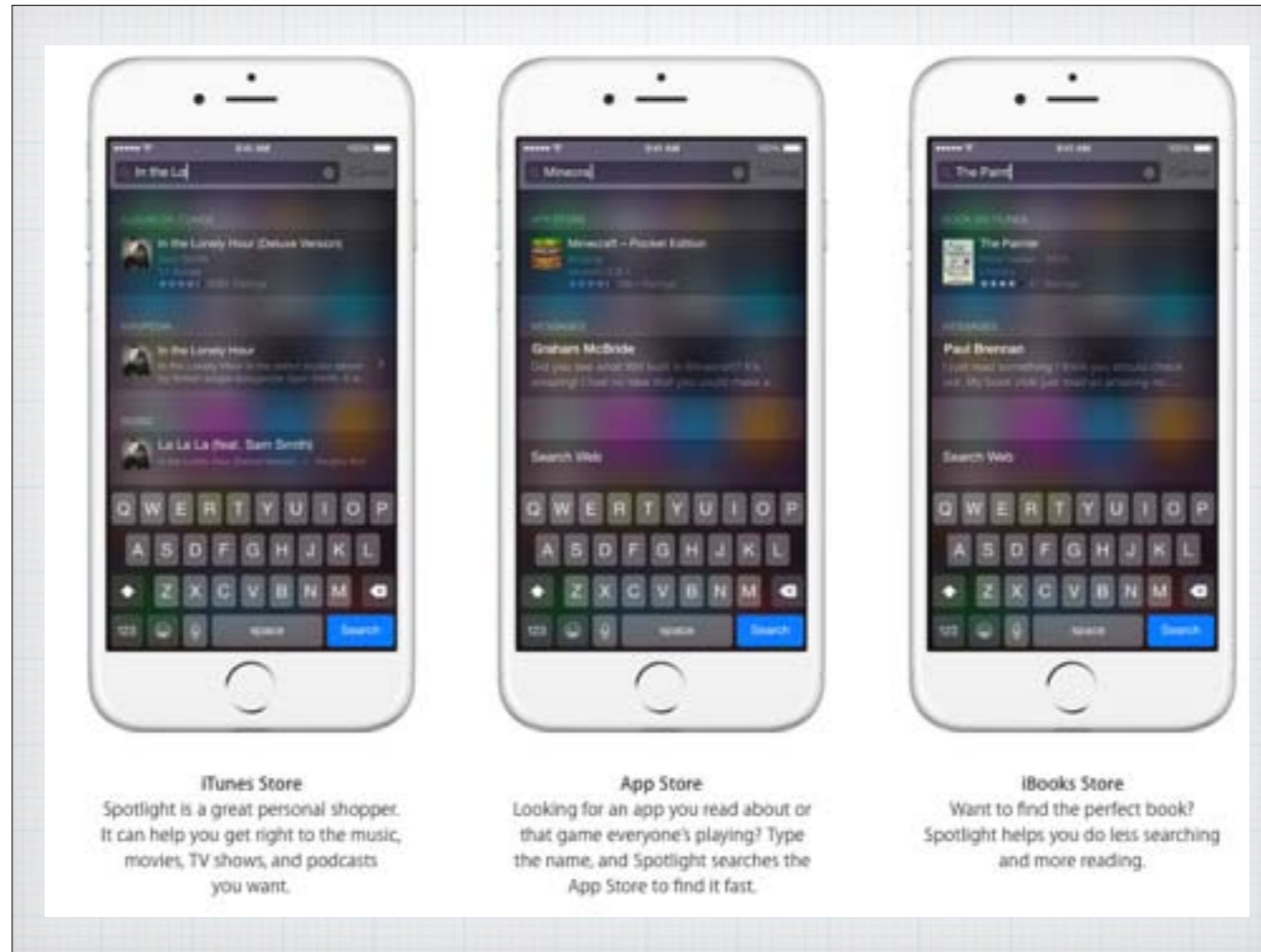
Now Spotlight uses a dozen Internet resources to find what you're looking for, while intelligently considering things like context and location. And the results are brilliant.



Spotlight, the search function on your iPhone or iPad, now goes beyond Google to help find what you're looking for. It's a supercharged version of Siri! Here are some examples:



Google is great, but sometimes you want specific answers. For example use Wikipedia for 'encyclopedia' type answers. Spotlight now searches news sources on the web to bring up the latest breaking news. Looking for a restaurant? Now find results that are located in your immediate area, including phone number and hours.



Of course being our 'for profit' friends, Apple takes you to iTunes anytime you search for music, new Apps or books.



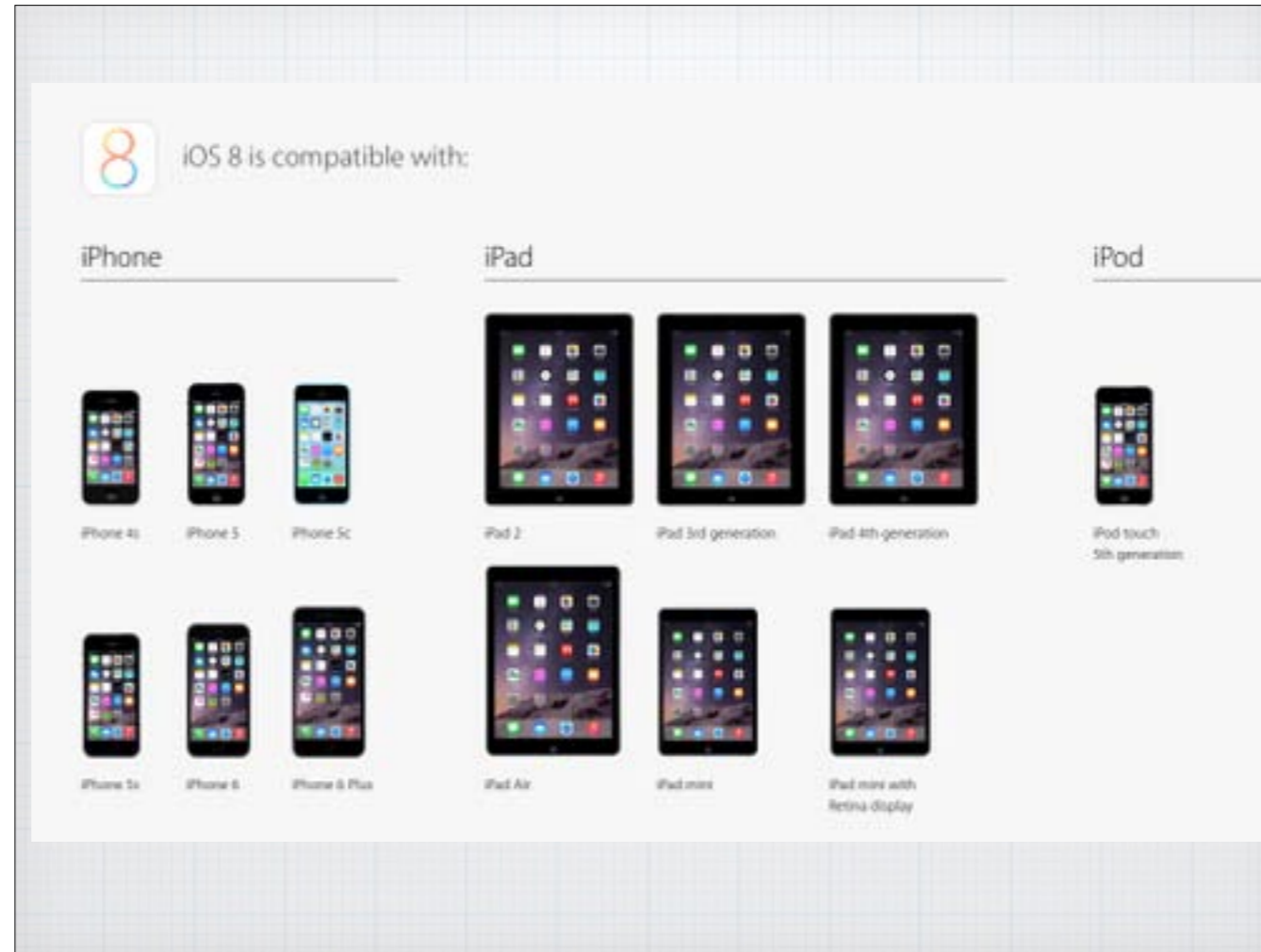
Apple Pay
Your new wallet.

Just tap to pay with
Touch ID on the iPhone 6
or the new Apple Watch.


(Utilizes Apple's new
Near Field Communication
antenna in both new devices)



I'll wrap up today with a preview of Apple Pay, a subject I will cover next month when we talk more about Yosemite, the new operating system for your computers. Paying in stores has never been easier. With Apple Pay you just wave your phone by the store's terminal. Sorry it won't work with older iPhones as it needs the Near Field Communication antenna built in to the new iPhone 6 and the upcoming new Apple Watch.



iOS8 is compatible with all iPhones from the 4S on and all iPads since iPad 2. It even works with the latest generation iPod Touch. As always Apple tends to drop the upgrade support for the older mobile devices as the old phones don't have the processor power to run the new software. Plus it allows Apple to nudge users to replace older phones!




Nine major areas of change in iOS8:

- *Photos
- *Messages
- *Design
- *QuickType
- *Family Sharing
- *iCloud Drive
- *Health
- *Continuity
- *Spotlight
- and much more...

This concludes my presentation of the nine major areas of change in Apple's new iOS8, the mobile operating system for your iPhones and iPads. But there are many more subtle changes in the OS you need to discover for yourself.

So download the latest version, as of October 31st it is version 8.1, by opening Setting and tapping on General and then Software Update. Good Luck!



Questions, Comments ???

Visit: <http://rmug.weebly.com/downloads.html>
to download this slideshow

Questions, Comments? Drop me an email at douglindal@gmail.com
And be sure to download this presentation as a PDF at our website:
rmug.weebly.com