



Welcome to RMUG

Indian Ridge Mac Users Group

Please sign in and add your email address only if this is your first RMUG session, your email has changed or if you have not been getting our email blasts.

And please silence your cell phone!!

1

iOS 10

Apple's new operating system for their mobile devices.



iOS 10

More personal.

More powerful.

More playful.

Everything is now even better with iOS 10, Apple's biggest release yet.

3

- Express yourself in bold new ways in **Messages**.
- Find your route with beautifully redesigned **Maps**.
- Relive memories like never before in **Photos**.
- Use the power of **Siri** in more apps than ever.
- Rock to the **Music** like never before.

4

Let's start with **Messages**.



Send a message in your own handwriting and your friends will see it animate, as if the ink was flowing onto paper. How?

5

HANDWRITE

hello Thank you Happy birthday congratulations Thinking of you I'm sorry

Handwritten Text Messages.

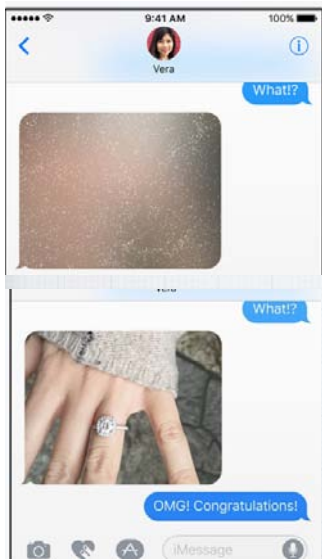
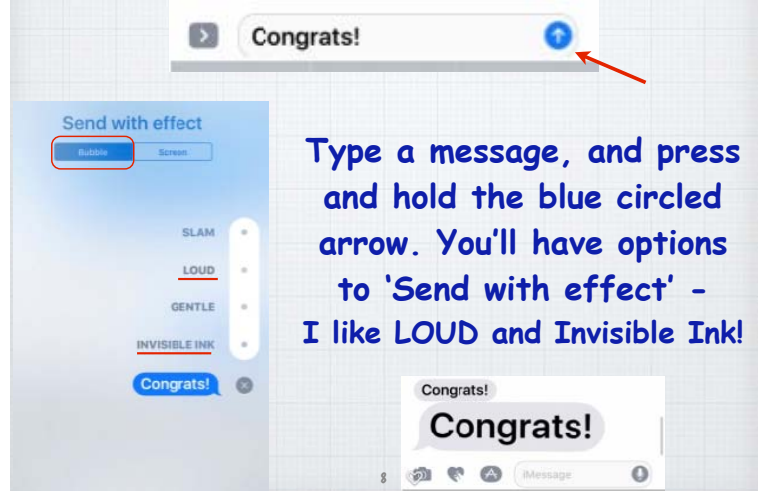
Just turn your device to landscape mode, it will allow you to handwrite messages - or chose a stock response.

Tapback.

Just double tap to quickly send any one of six very visual responses.



Send messages with Effect!

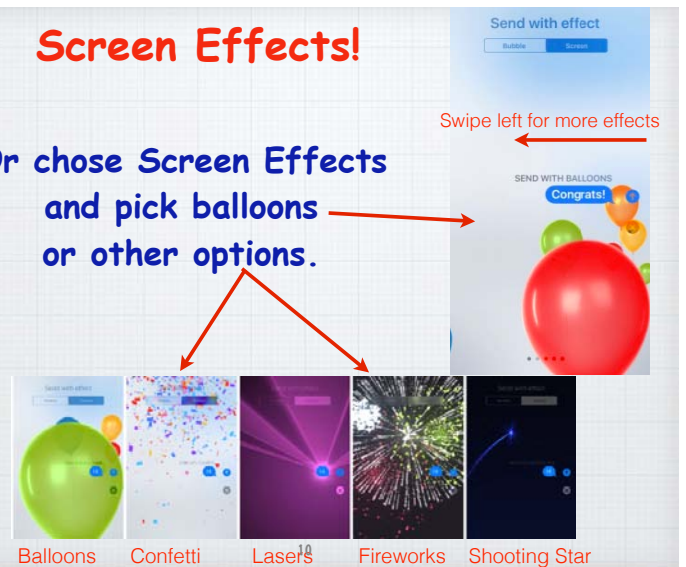


Invisible Ink!

Just text your surprise to a friend and the photo will magically appear!

Screen Effects!

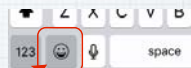
Or chose Screen Effects and pick balloons or other options.



Emoji Fun!



Type out a message, open the Emoji screen



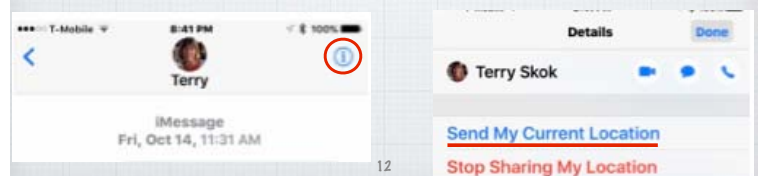
(tap the Smiley Face) and select words in your text to auto replace with emoji.

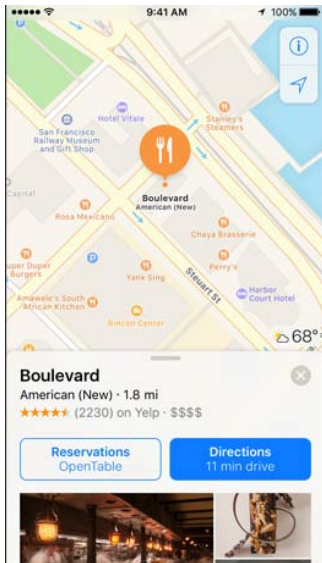
That's something to about!

Sharing your location in Messages

Sure you can turn on Find My Friends for everyone you know but that's kinda creepy!

1. Open Messages.
2. Start a conversation with a friend.
3. Tap on ⓘ (Details) in the upper corner.
4. Tap on 'Send My Current Location'.



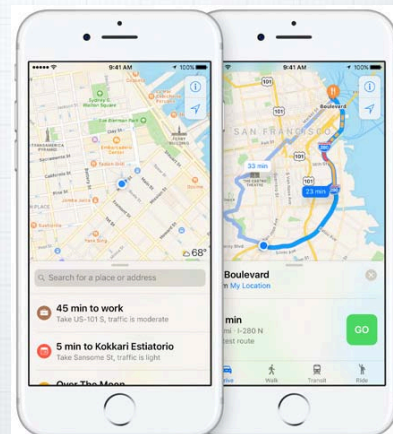


Maps.
Now Taking Reservations!
 Book a table through apps like Open Table, or a ride through Uber - all within Maps.

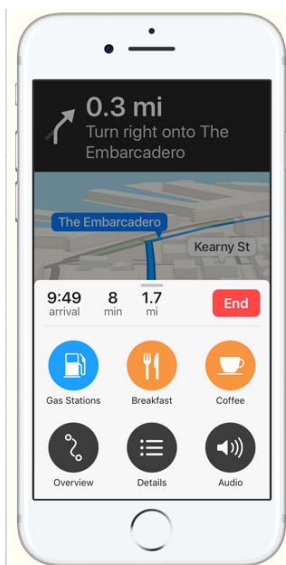
13

Street Smarts.

Maps will now make proactive suggestions for where you are likely to go and the fastest way to get there.



14



Search along your Route.

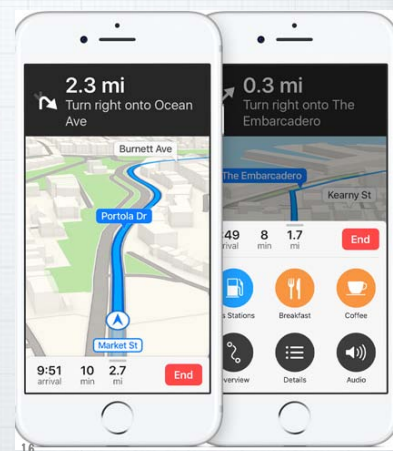
See what's around the neighborhood and easily find the closest places for gas, food or coffee - and how long to get there.

15

Navigation.

Whether you are driving or walking, Maps helps find the way with turn-by-turn spoken directions and easy visuals.

And it works on your Apple Watch!



16



Traffic.

With Maps you get real time traffic reports to calculate your ETA. And Maps can offer alternative routes to save you time.

17

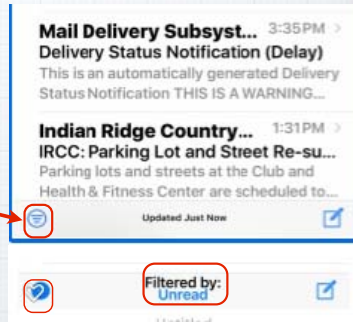


Flyover.

See major cities from the air in photo realistic 3D views. Explore as you zoom, pan or tilt around the landmarks.

iOS 10 Mail Updates.

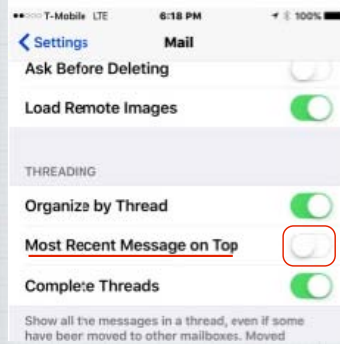
Click to Filter messages to show only new 'unread' messages.



19

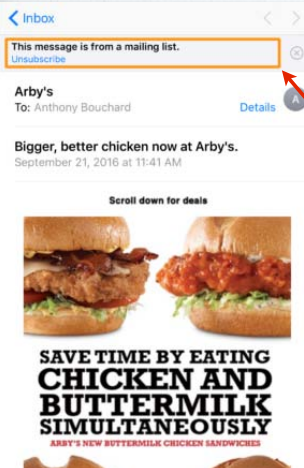
Sort your Mail

In Settings/Mail turn on 'Most Recent Message on Top' to restore the old method of putting new messages back on top of the string.



20

Unsubscribe from Mailing Lists



When Apple Mail detects a new email from a mailing list:

This message is from a mailing list. [Unsubscribe](#)

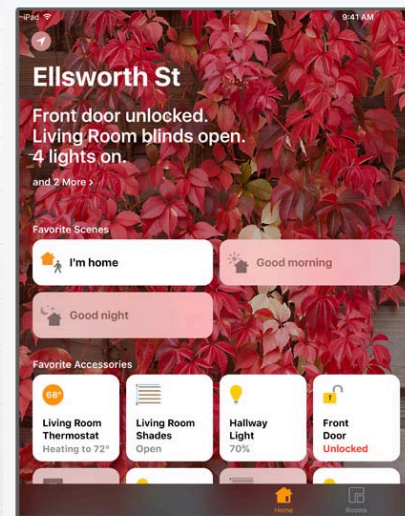
it now gives you the option to unsubscribe without having to visit the website.

21

Home Smart Home.



The Home App will now let you control 'Apple approved' thermostats, lights, doors or window shades.



22

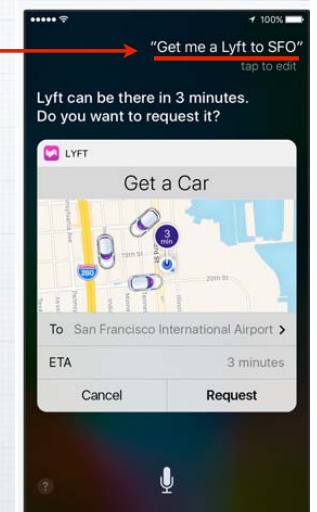
Raise to Wake.

If you have an iPhone 6S or 7, simply pick up your iPhone to wake it up. Your Notifications and the Clock appear without unlocking the phone - and swipe left to quickly open your camera.



23

Siri now works with your favorite apps from the App Store, so you can ask it to book a ride through Uber or Lyft.

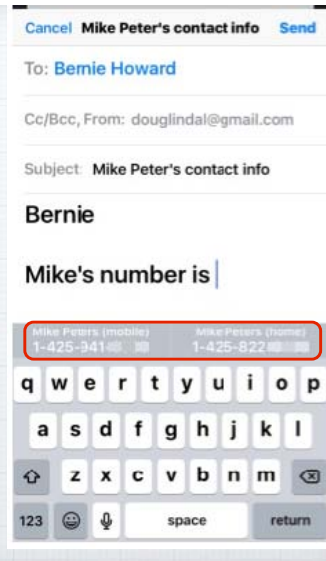


24

Contextual Predictions.

Typing is quicker and easier than ever. Start typing a phone number or address and iOS will attempt to predict the response.

25

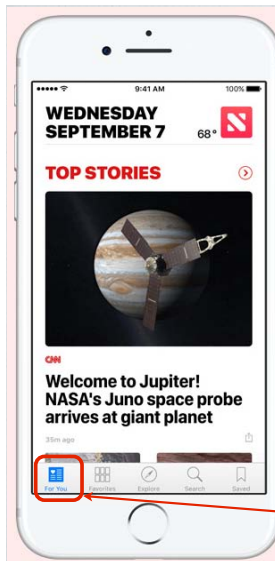


Your News never looked so good.

Easily find the stories that matter to you most, in distinct sections of the redesigned News App.

(For You is the Home Page)

26

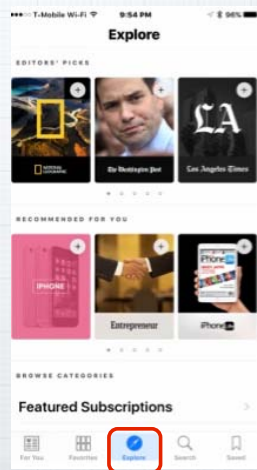


Favorites

Explore

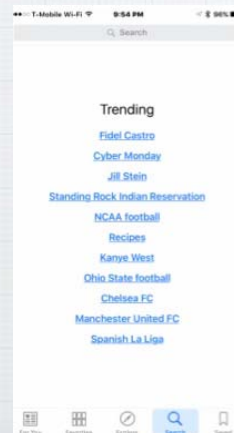


27

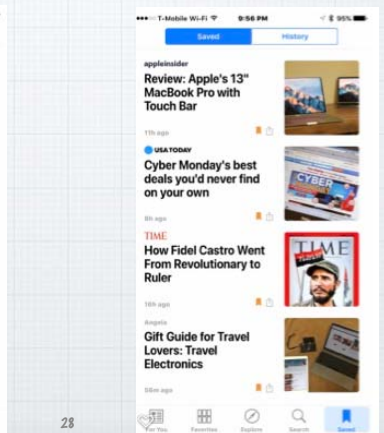


Search

Saved



28

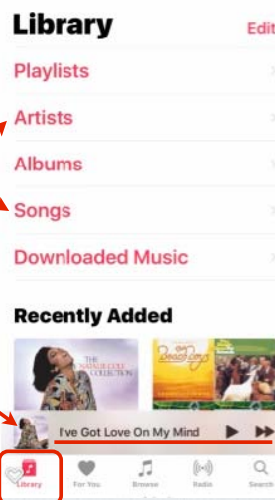


Apple Music got a needed Makeover.

Bigger type makes it easier to choose your music. The current selection and controls are now easy to use.

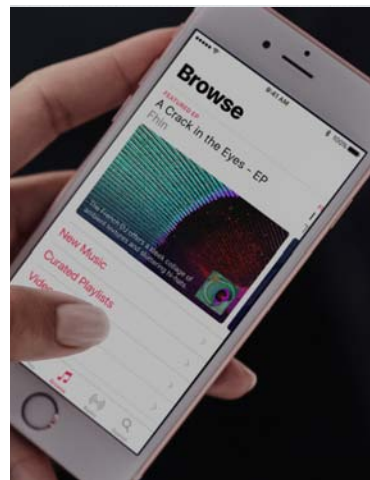
If you don't subscribe, Library is your only choice.

29



Apple Music - Expanded!

Apple's new \$10 per month music subscription is incredible, over ten million songs to listen to. Get a 3 month trial free.



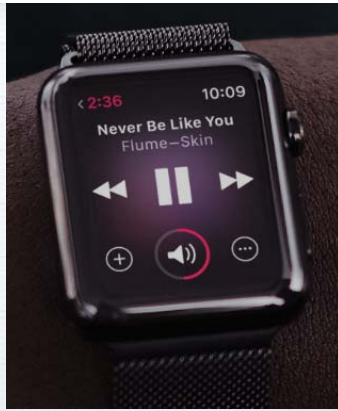
https://images.apple.com/media/us/apple-music/2016/sfr14471_1d56_4be7_9102_s0d0060aeb0b0/vspots/exploreapple-music-caption-cc-us20160913_1280x720v.mpd

30

Play music anywhere

On your iPhone, Apple TV or even on your new Apple Watch!

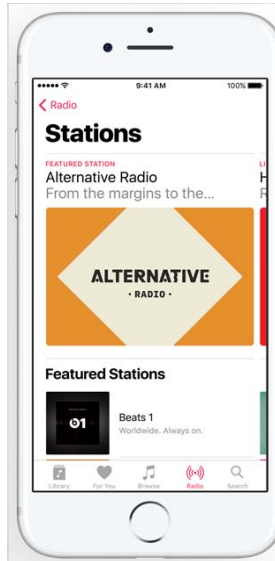
Your stored music, or millions of songs or albums from iCloud.



31

Radio Stations that are dialed in.

You'll find a wide range of music stations curated by experts in their fields, covering every style from indie rock to classical, from deep into the Apple Music catalog.



32

Search your photos

Search by the people or things in them - like a 'beach', or a location, an object or a person's name.



33

Sort your 'People Album'

Drag the images of your favorite people to the top of the album screen to save them.



34




Memories.

Your past, beautifully presented.

Photos App can help you rediscover cherished memories and even make a movie out of them.

35

Markup your Photos

Select Edit, click on the three dots in a circle  and chose Markup to add text or draw on a photo.



36

Creating Quick Slideshows.

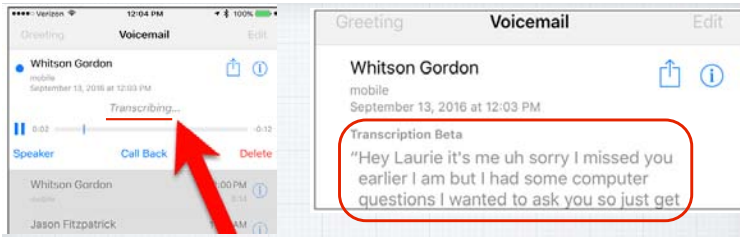
Sometimes you just want to show off today's dozen pictures from a quick trip.



Click the arrow on your Mac or your iOS device.

37

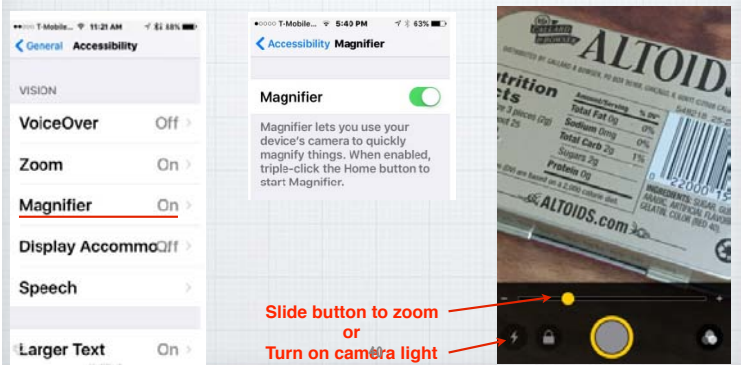
With iOS 10, you can craft quite a nice slideshow with music and transitions on your iPhone or iPad.



iOS 10 can transcribe your Voicemails into text.

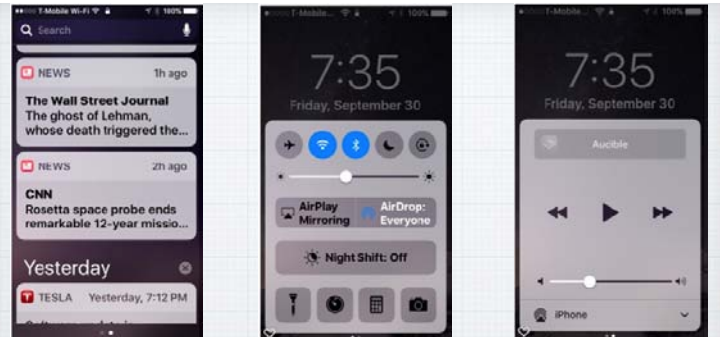
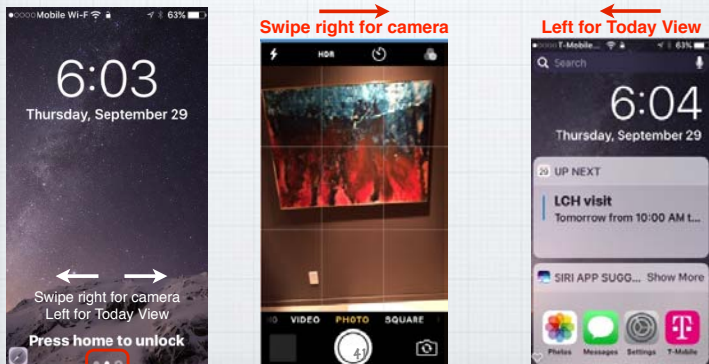
You need a iPhone 6s or 7, but this new service is great when you are trying to listen to voicemails in a noisy area.

Use Your iPhone As a Magnifying Glass. Settings/General/Accessibility - Magnifier Triple tap Home Button to activate & zoom.



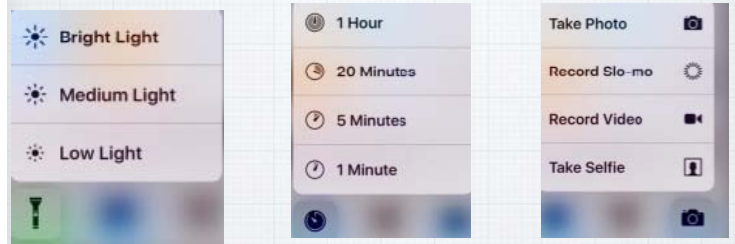
Take a Picture Quickly.

Pick up your phone and swipe left to right for camera, or right to left for the Today View.



More screens available from Home Screen. Swipe down for Notifications, swipe up for Control Panel and then swipe left for music controls. Or swipe right for new Home (lights, etc.) controls.

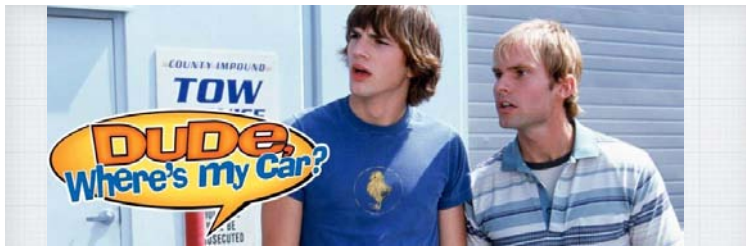
The Control Panel does more in iOS 10.
Swipe up from the bottom to reveal it.



Flashlight Timer Camera

6s or newer iPhones, have 3D Touch.

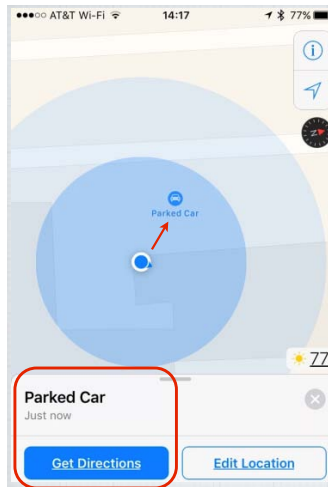
Press on the row of icons at bottom of the Control Panel to open options.



Parked Car feature.

Your iPhone can now help you find where you parked your car.

(Turn on -Settings/Maps/Showed Parked Location)



With iOS 10, any trip that doesn't end at your home, saves the car location in Maps (due to the Bluetooth connection in the car) so you can find the car easily later.

Great for shopping trips to the mall.

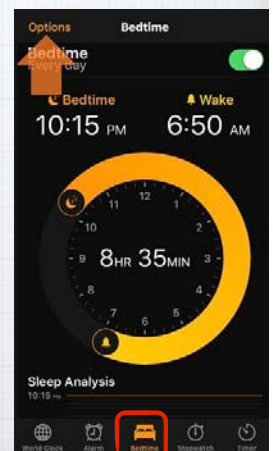
Stopwatch option in the Clock app now offers an analog chronograph.




Bedtime Reminders!

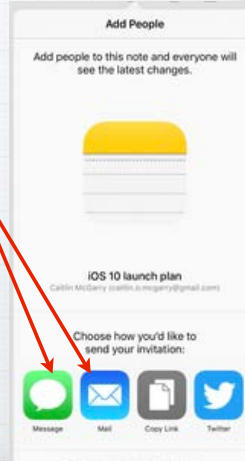
The iPhone has always had a wake up alarm function - now it can tell you it's time to go to bed!

First set your wake up time and then tell the Clock app how long you want to sleep for (7-8 hours?) so it can send you an alert to go to bed!



Notes now allows Collaboration.

Tap the  Collaborate icon in Notes. Then click on how you want to invite people. The recipients will receive a link to the note in iCloud. Now all of you can work on one project, like a party.

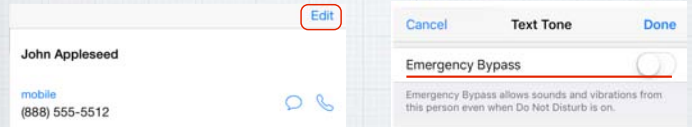


49

Emergency Bypass in Contacts




Do Not Disturb mode is great - but sometimes, like in an emergency with a family member, it needs to be overridden.



Open the contact, tap on Edit and tap on Ring Tone and/or Text Tone - and turn on Emergency Bypass.

Delete Apple Apps.



One of the annoying little things for many users has been Apple's refusal to allow you to delete their own Apps - with iOS 10 you can remove Stocks, Numbers, Compass - or add them back anytime from the App Store.

51

Listing of models you can upgrade to iOS 10

iPhone	iPad
 iPhone 7	 iPad Pro 12.9-inch
 iPhone 7 Plus	 iPad Pro 9.7-inch
 iPhone 6s	 iPad Air 2
 iPhone 6s Plus	 iPad Air
 iPhone 6	 iPad 4th generation
 iPhone 6 Plus	 iPad mini 4
 iPhone SE	 iPad mini 3
 iPhone 5s	 iPad mini 2
 iPhone 5c	
 iPhone 5	

None older than iPhone 4s or iPad Generations 1-3

52



Questions, Comments ???

Visit: rmug.weebly.com

to download this slideshow

Next meeting - Thurs. January 5th 2:00PM

53