

Let's start with iOS 11, Apple's latest software for the iPhone/iPad.

Apple humbly describes it as:

**A giant step for iPhone.
A monumental leap for iPad.**

We'll let you decide

1



Tables in Notes

Apple Pay

Split Screen On iPad

Control Panel

Markup

iOS 11 sets a new standard for what is already the world's most advanced mobile operating system. Let's explore what's new

2

The iPad sees the biggest changes.

New App Switching Mode



Expanded Control Panel

Add 6-13 Apps to the Tool Bar

3

The Dock on the iPad is new.

The Dock on the iPhone is unchanged, but on the iPad you can now add up to 13 Apps. Very handy for switching Apps quickly.



(No names below icons in the Dock, so commit them to memory!)

The 3 Apps on the right side are your Recently Used Apps, as selected by Siri, again quite handy for your popular Apps.

4



QuickType keyboard on iPad.
Typing as quick as a flick.

Letters, numbers, symbols, and punctuation marks are now all on the same keyboard — no more switching back and forth. Just flick down on a key to quickly select what you need.

5



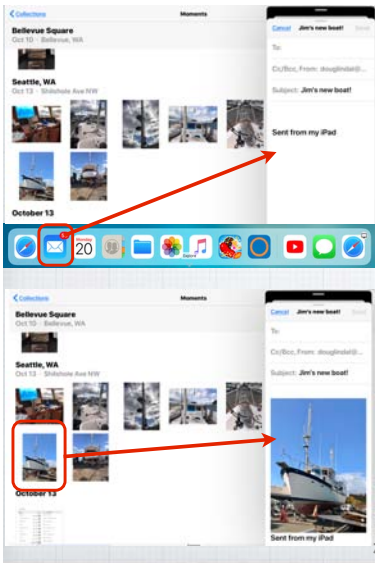
Apple Pencil - Second Generation.
(For iPad Pro)

Instant Markup
With PDFs or screenshots on the iPad



Instant Notes

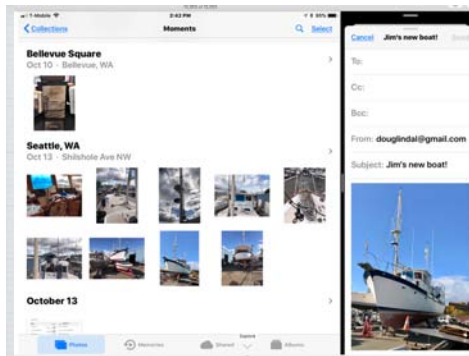
Just tap the lock screen to open the Notes App.



Drag and Drop on the iPad

ie. With Photos open, swipe up to expose the Dock and select and drag Mail onto the right side.

Then select a photo and drop it into your email message draft.



Split View

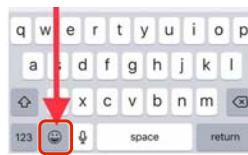
If you don't like Mail 'floating' over part of Photos, just slide Mail over to create **Split View** - but only on an iPad Pro 😞

Scan and Sign

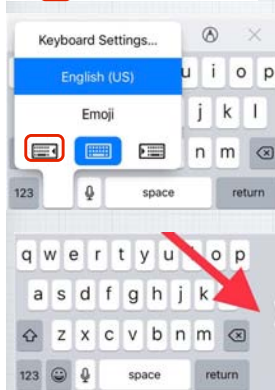
The new Document Scanner in Notes automatically senses and scans a document, crops the edges, and removes any tilt or glare. Then sign it with Markup and send via email.

Tap the + and click

- Scan Documents
- Take Photo or Video
- Photo Library
- Add Sketch



One-Handed Keyboard on iPhone



Tap on the Emoji icon and chose left or right sided keyboard layout to make one thumb typing easier!

Shift back to center by clicking on the chevron >.

Copy and Paste across different devices.



Copy from Safari on your Mac ...

Paste to Pages on your iPad!

Works with all Apple devices with all apps.

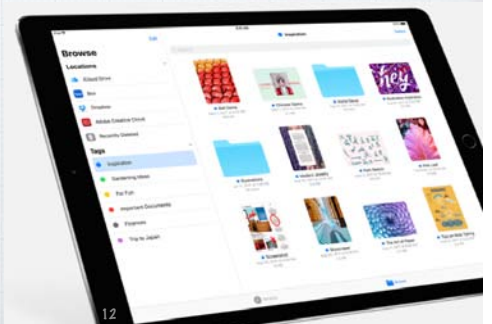


The new Files App brings all your files together in one place.

You can easily browse, search, and organize all your files on an iPad or an iPhone.

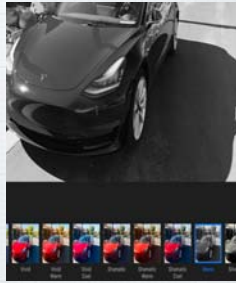


Find the Files on your device as well as in iCloud Drive, DropBox, Google, etc.





New filter options take your iPhone photos to new levels



New Classic Photography Filters

13

Siri has learned some new tricks!

Ask Siri in English how to say something in Mandarin, Spanish, French, German, or Italian - and Siri will translate the phrase. More languages coming.



14

Siri as your personal DJ



Apple Music knows your tastes. So when you tell Siri to 'play something I like', you'll hear a song you love.

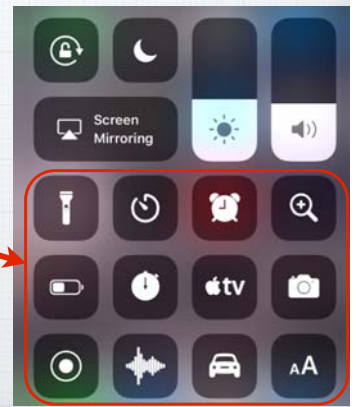
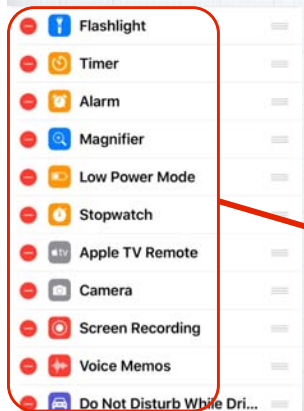
Siri can also answer music trivia questions like 'Who's the drummer in this band?'

15

Customize your Control Center

Go to Settings - Control Center - Customize

to add up to 12 controls to the iPhone Control Center.



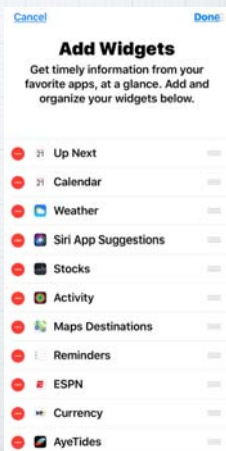
16

All your Notifications in one place.



Swipe up for your Notification Screen which is vastly expanded in iOS 11.

And add many more Widgets by clicking the EDIT button at the bottom of the Notification Screen.

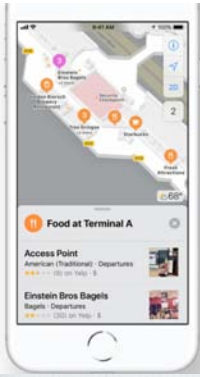


17

Share WiFi Passwords.



Wi-Fi passwords can be a pain to remember. Now, if a friend's (someone in your Contacts List) iPhone running iOS 11 tries to join a Wi-Fi network that you're connected to, your own iPhone will get a simple pop-up asking if you'd like to share the network's password.



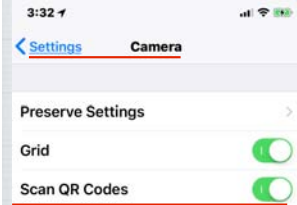
Maps.
Stay on course.
Indoors and out.



See maps of major airports and shopping centers.
Maps also shows you which lane you should be in when you're navigating - and the speed limit.

19

Scan a QR code on iPhone/iPad.



Turn on QR Codes in Settings/Camera



QR Codes are handy links to websites, coupons and other info. Now you can just open your Camera App when you see one and your iPhone will automatically scan it and a notification will appear to take you directly to the website.

Do Not Disturb While Driving



Distractions while driving are a major cause of accidents. Now iOS 11 allows you to silence calls and texts so you can concentrate on the road:

Settings/Do Not Disturb

21

Choose between auto or manual activation or when connected to the car's Bluetooth. Or add an icon to the Control Center



I'm driving with "Do Not Disturb While Driving" turned on. I'll see your message when I get when I'm able to stop.

And even set up Auto-Reply to alert those attempting to reach you of your status.

22

Apple Pay Cash



New in v.11.2 - Pay your friends with a text message. Pay or request on an iPhone -

or even on your Apple Watch.

Tip - use your Debit Card to avoid 3% service fee!

23

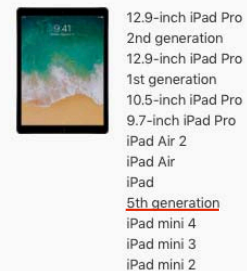


iOS 11 is compatible with these devices.

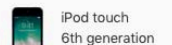
iPhone



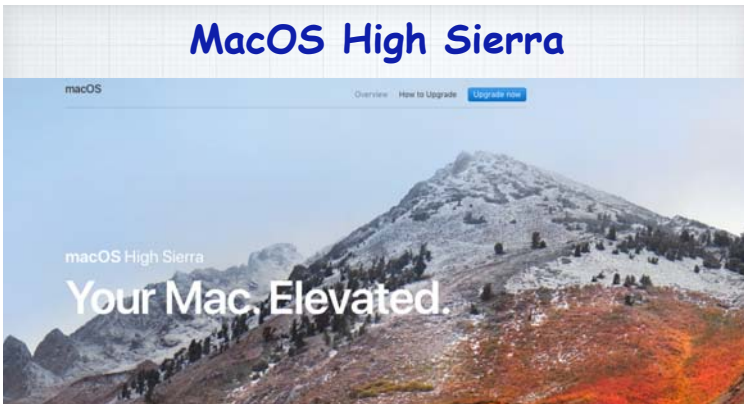
iPad



iPod



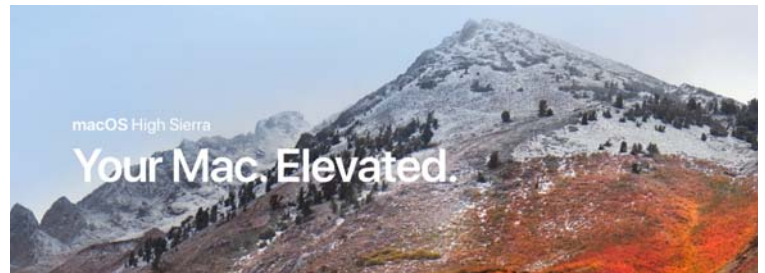
You need at least a ²⁴ iPhone 5s or iPad 5



macOS High Sierra

macOS High Sierra
Your Mac. Elevated.

Most of the improvements are "under the hood" A maintenance release.



macOS High Sierra
Your Mac. Elevated.

These minor maintenance upgrades are easy to identify: Leopard became Snow Leopard; Lion became Mountain Lion; Yosemite became El Capitan and now Sierra becomes High Sierra!

26




macOS High Sierra


New technologies at the heart of the system make your Mac more reliable, capable, and responsive — and lay the foundation for future innovations. macOS High Sierra also refines the features and apps you use every day. It's macOS at its highest level yet.

Of course, Apple's sees it a little differently!


27




Get a boost with new technology. macOS High Sierra introduces new core technologies that improve the most important functions of your Mac.



Advanced. A new 64-bit architecture is designed for today's flash technology and ready for tomorrow's new storage capabilities.



Responsive. Designed to make common tasks like duplicating a file and finding the size of a folder's contents happen instantly.



Safe and secure. Enjoy even more peace of mind with built-in encryption, crash-safe protections, and simplified data backup on the go.

Apple File System.

Your data is under new management.

All Macs with SSDs* convert automatically to APFS, that brings a new level of security and responsiveness.**

*Solid State Drives (most laptops & new desktops) **Apple File System

Up to **40%** better compression

HEVC The new standard for video.

With the rising popularity of 4K video, a new industry standard arrives on Mac — HEVC (High Efficiency Video Coding, or H.265). It can compress video up to 40 percent more than the current standard. Videos stream better and take up less space, while preserving the same visual quality.

30

No clunky VR glasses for Mac.

Virtual reality for Mac. A brave new world is coming.

Interactive virtual reality experiences is coming on Mac for the first time, using the new iMac with Retina 5K display and the new iMac Pro coming early in 2018.



But it's not all 'under the hood'!

Your favorite apps and features get a boost, too. Navigate, organize, and edit your photos like never before with new features in the Photos app. Tailor your web browsing experience in Safari. Find what you're looking for faster in your Mail inbox.

32

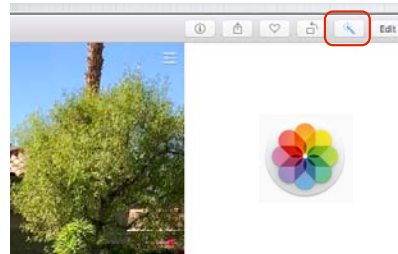


Photos

More ways to edit.
More ways to organize.
More ways to wow.

People love working with their photos. So macOS High Sierra is focused on giving you new tools that make organizing and editing more efficient and fun.

33

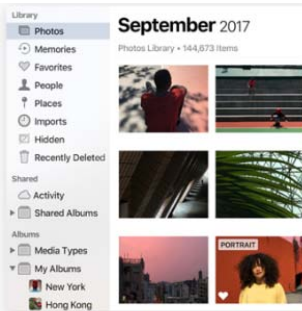


Hooray! The Auto Enhance button is now on the main Photos screen

Simple changes are often the best. Apple has moved the Auto Enhance button to the main screen, it's no longer necessary to click EDIT to use it.

34

Expanded sidebar.
Always at the center of everything.



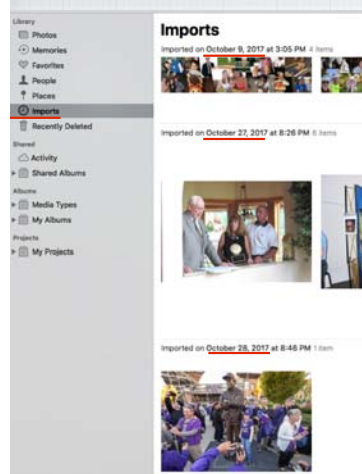
Quickly find what you're looking for with the always on sidebar. And the Albums you create are always on top of the list.

35



See all your Imported photos at once.

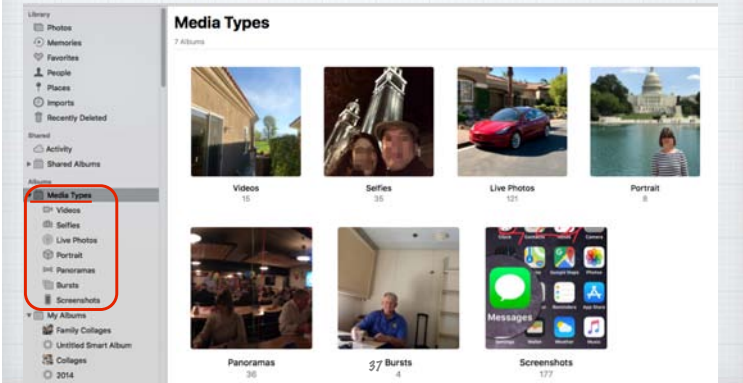
A new Imports view shows not just the latest batch of imported photos - but the batch before that, and the batch before that.



36



See all your Media Types in one place.

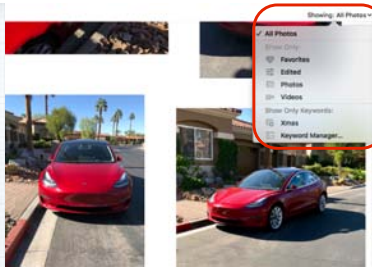


Enjoy your **Memories** in Photos.
Rediscover forgotten moments. Your library is auto scanned for significant people, places & holidays - presenting them in curated collections called Memories.

38



Organize your photos in a flash.



Instantly filter photo collections by your favorite criteria. Select Favorites, Videos or create your own Keywords like Christmas. (Just click in upper right corner of your screen)

39



Perfect your best shots with advanced free editing tools.



Make sophisticated contrast and color adjustments to your photos with powerful new editing tools.

40



Bring more life to your Live Photos!



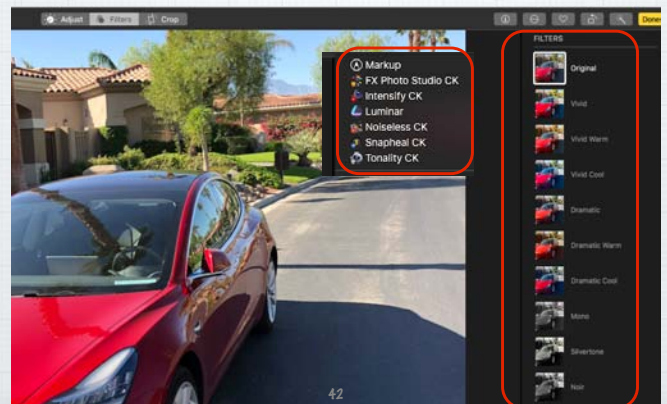
Try Long Exposure for a dreamy water blurring effect. Use Loop to turn it into a looping video to watch over and over. Try Bounce to play the action forward and backwards.

Select your Key Photo.
Turn sound on or off.
Trim the length.

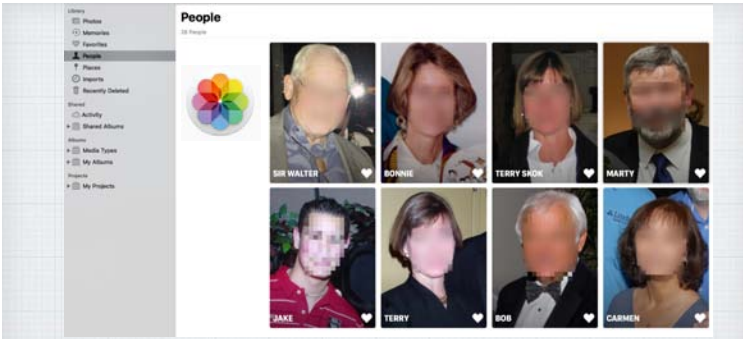
41



Use dramatic Filters or bring in 3rd party App Store apps to edit.



42

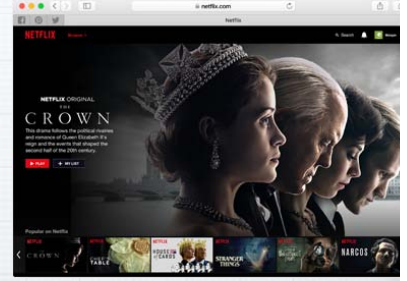


The People album gets even better. Larger images and more accurate groupings. And with iCloud Photo Library, your album stays up to date on all your devices.

43

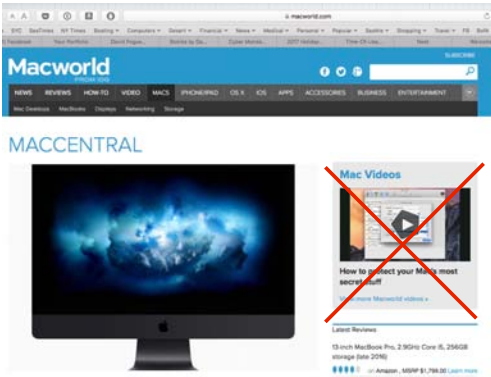
Safari Upgrades

Apple continues to work on its Safari Web browser - now the world's fastest Internet Web browser.



It also uses less power. Apple claims that you can watch Netflix for two hours longer in Safari on your MacBook.

44

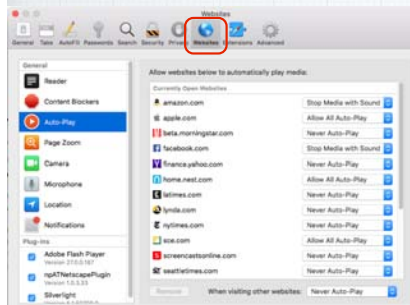


No more auto-play videos!

Now Safari keeps unexpected and unwanted videos with audio from playing, so you can surf the Web in peace.

45

Customize your favorite websites.

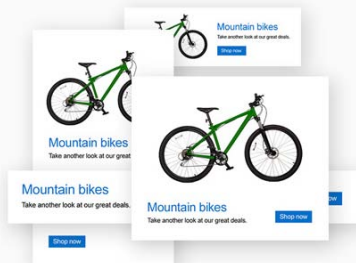


Go to the Websites tab in your Safari Preferences.

Personalize your browsing experience in Safari by enabling settings for individual websites - Reader, Content Blockers, Auto-Play, etc.

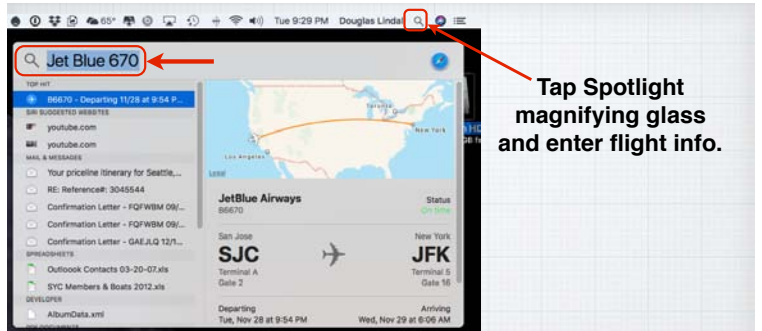
46

Intelligent Tracking Prevention.



Remember looking at a green mountain bike on-line, then having the ads follow you everywhere! Safari now identifies advertisers and leaves cross-site tracking data behind.

47



Track your flight with Spotlight Enter your flight number to see arrival and departure times, terminals, gates, delays or maps. (Or just use Siri!)

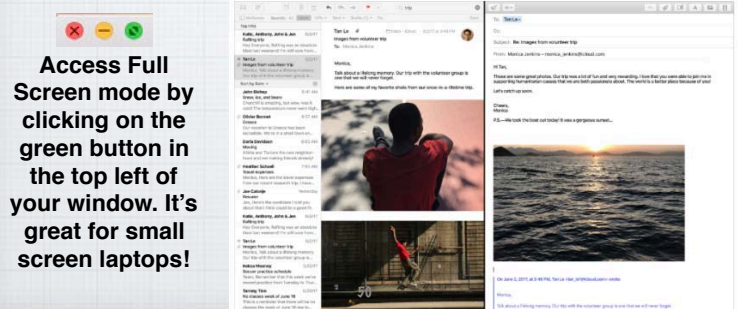
48

Top Hits - a smarter way to search your emails.

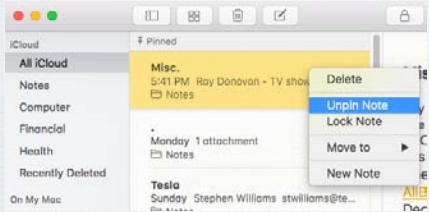


Mail now delivers suggestions for searches with a Top Hits selection that reflects the mail you've read, the senders you reply to, your VIPs and more - while storing your messages in 35 percent less disk space.

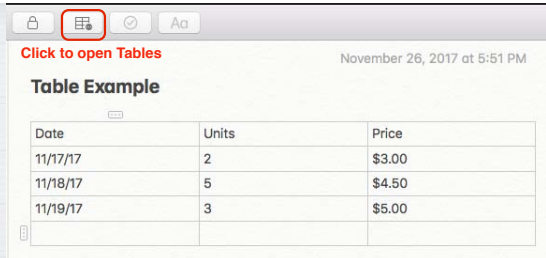
When Mail is full screen, messages open in Split View by default so it's easy to read and write messages and access your Inbox at the same time.



Pin your high priority Notes to the top of your list.



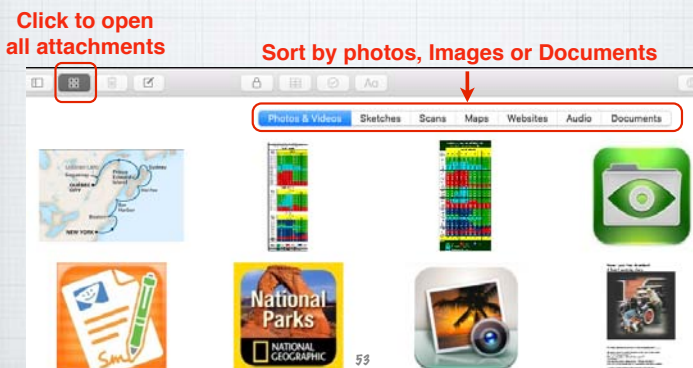
Your notes are normally listed in order of their last use, but now you can 'pin' your most important notes to the top of the pile.



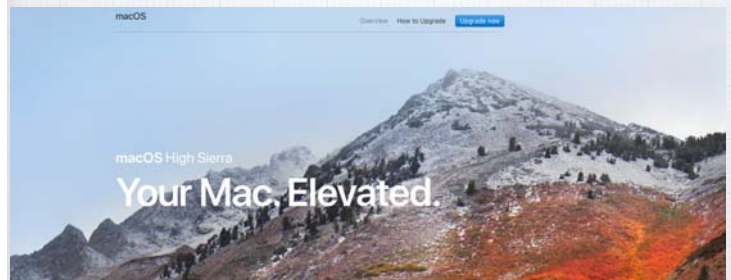
Add Tables to Notes.

You can now add a table to a Note for clearer views. Great for committee assignments, golf scores, and so on.

Now sort through your Notes for images and attachments.



And that's about it for macOS High Sierra



As I stated to begin with, most of the improvements are "under the hood" in this important maintenance release.



Questions, Comments ???

Visit: rmug.weebly.com
to download this slideshow
Next meeting - Tues. January 9th 2:00PM

The



Welcome to RMUG

Indian Ridge Mac Users Group

Please sign in on the iPad being passed around
and add your email address only if:

- this is your first RMUG session,
- your email has changed or
- if you haven't been getting our email blasts.

And please silence your cell phone!!

The

36 44 48 50 54 62 72



Marker Felt 40

Arial Rounded



Comic Sans Bold 40

MT Bold 40



Helvetica 36

Helvetica Neue Bold 36

Comic Sans Bold Blue 44 - full line width.



Desert Macintosh Users Group

Title

Please sign in
and add your email address
only if it has changed or
if you have not been getting
our email blasts.

And please silence your cell phone!!



Questions, Comments ???

Download this presentation at:

rmug.weebly.com/2012-rmug-meeting-handouts.html

**Time for your
Questions!**

