

We've taken iOS  
to a whole new level.



With iOS 5, we've added over 200 new features — taking a mobile operating system that was already years ahead of anything else and moving it even further ahead.

## An Introduction to iOS 5 for iPads & iPhones

We've taken iOS  
to a whole new level.



With iOS 5, we've added over 200 new features — taking a mobile operating system that was already years ahead of anything else and moving it even further ahead.

**200 New Features**  
**We'll focus on the best ones**



Keep track of all your notifications in one convenient location with Notification Center.

# Notifications



## Notification Center

### All your alerts. All in one place.

You get all kinds of notifications on your iOS device: new email, texts, friend requests, and more. With Notification Center, you can keep track of them all in one convenient location. Just swipe down from the top of any screen to enter Notification Center. Choose which notifications you want to see. Even see a stock ticker and the current weather. New notifications appear briefly at the top of your screen, without interrupting what you're doing. And the Lock screen displays notifications so you can act on them with just a swipe. Notification Center is the best way to stay on top of your life's breaking news.



**Swipe to listen**  
Check voicemail  
with a swipe from  
the Lock screen.

**Get there fast**  
Swipe to respond  
to a notification  
from the Lock  
screen.



## Notification Center

**No more interruptions**  
Notifications appear at the top of your screen and disappear quickly.



**One-swipe access**  
Swipe down to reveal Notification Center.

**See more at a glance**  
View stocks and weather, too.



## Notification Center

**Subtle notifications**  
Tap a notification to  
respond from any app.





iMessage lets you send text, photos, videos, locations, and contacts to any iOS 5 users over Wi-Fi or 3G.

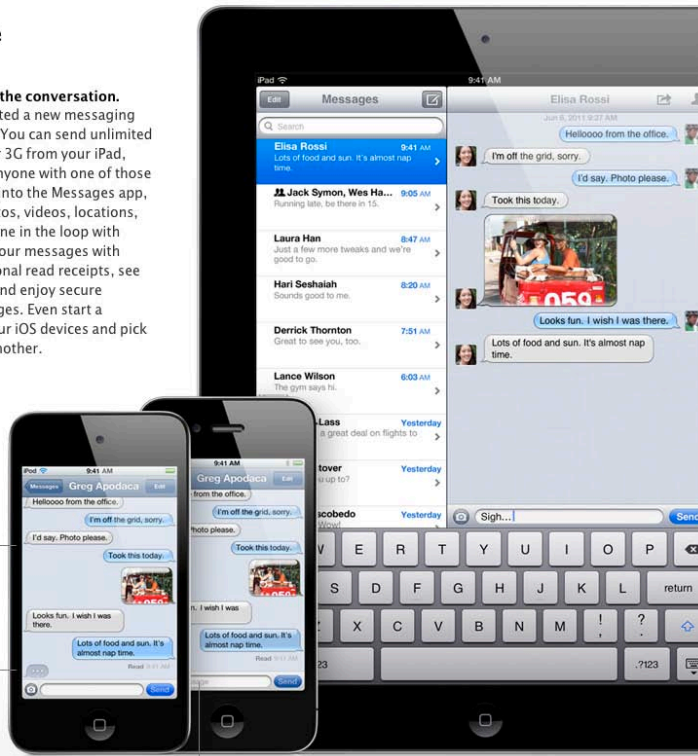
## iMessage - Free Texting



**iPad and iPod touch join the conversation.**  
With iMessage, we've created a new messaging service for all iOS 5 users. You can send unlimited text messages via Wi-Fi or 3G from your iPad, iPhone, or iPod touch to anyone with one of those devices. iMessage is built into the Messages app, so you can send text, photos, videos, locations, and contacts. Keep everyone in the loop with group messaging. Track your messages with delivery receipts and optional read receipts, see when someone's typing, and enjoy secure encryption for text messages. Even start a conversation on one of your iOS devices and pick up where you left off on another.

**Send more than text**  
Send photos, videos, contacts, or locations.

**See when they're typing**  
Ellipsis points appear when someone's responding.







Newsstand puts all your newspaper and magazine subscriptions in one place, and lets you shop for more with a tap.

# Newsstand



## Newsstand

### A custom newsstand for all your subscriptions.

Read all about it. All in one place. iOS 5 organizes your magazine and newspaper app subscriptions in Newsstand: a folder that lets you access your favorite publications quickly and easily. There's also a new place on the App Store just for newspaper and magazine subscriptions. And you can get to it straight from Newsstand. New purchases go directly to your Newsstand folder. Then, as new issues become available, Newsstand automatically updates them in the background — complete with the latest covers. It's kind of like having the paper delivered to your front door. Only better.



**All the news**  
Newsstand keeps your subscriptions in one place.

**Read the latest**  
Alerts tell you when new issues arrive.

**Shop for more**  
Tap to shop the App Store for new subscriptions.

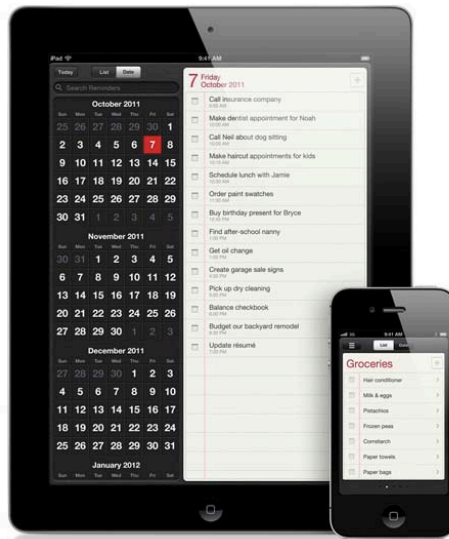


# Newsstand



**Browse the store**  
Search for titles,  
view ratings, and  
more.

**Ready to read**  
Buy a new  
subscription  
and it appears in  
Newsstand.



Organize your life in smart, location-aware to-do lists using the new Reminders app.

# Reminders



## Reminders

### A better way to do to-dos.

Next time you think to yourself, "Don't forget to..." just pull out your iPhone, iPad, or iPod touch and jot it down. Reminders lets you organize your life in to-do lists — complete with due dates and locations. Say you need to remember to pick up milk during your next grocery trip. Since Reminders can be location based, you'll get an alert as soon as you pull into the supermarket parking lot. Reminders also works with iCal, Outlook, and iCloud, so changes you make update automatically on all your devices and calendars.

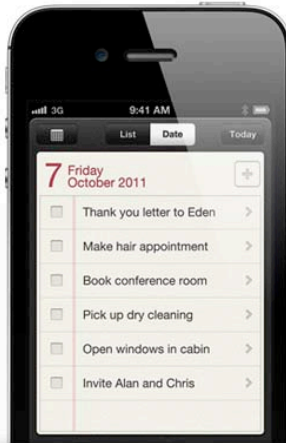
**See what's next**  
View reminders  
by date.



**Make a list**  
Reminders appear  
in a clean,  
ordered list.



## Reminders



**Make a list**  
Add items to your to-do list.



**Set locations**  
Choose to be reminded at a particular time or place.



**Get alerts**  
An alert appears when you're near a destination.



Access the camera from the Lock screen, snap a picture with the volume-up button, add grid lines to compose shots, and more.

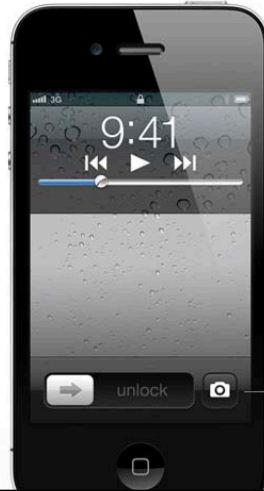
## Camera




## Camera

### Capture the moment at a moment's notice.

Since your iPhone is always with you, it's often the best way to capture those unexpected moments. That's why you'll love the new camera features in iOS 5. You can open the Camera app right from the Lock screen. Use grid lines, pinch-to-zoom gestures, and single-tap focus and exposure locks to compose a picture on the fly. Then press the volume-up button to snap your photo in the nick of time. If you have Photo Stream enabled in [iCloud](#), your photos automatically download to all your other devices.



**Access from Lock screen**  
Open the Camera app with one tap.




**Shutter button**  
Press the volume-up button to take a picture.





## Camera

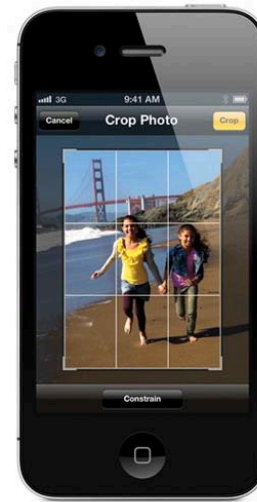
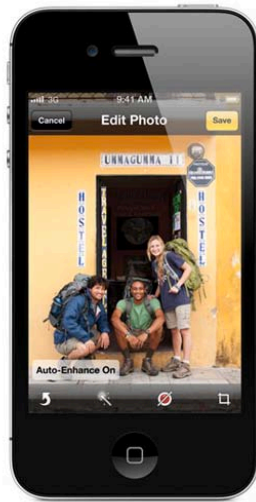


**Autofocus and autoexposure**  
Touch and hold to lock focus and exposure.

**Grid lines**  
Turn on grid lines to help you compose a shot.



**Pinch to zoom**  
Just pinch your fingers to zoom in.



Organize photos into albums, enhance with a tap, crop and rotate, and remove red-eye without leaving the Photos app.

# Photos



## Photos

### Enhanced photo enhancements.

Turn your snapshots into frame-worthy photos in just a few taps. Crop, rotate, enhance, and remove red-eye without leaving the Photos app. Even organize your photos in albums — right on your device. With [iCloud](#), you can push new photos to all your iOS devices. So if you're taking photos on your iPhone, iCloud automatically sends copies to your iPad, where you can quickly touch them up before showing them off.



**Edit onscreen**  
Tap to enhance your photo or remove red-eye.

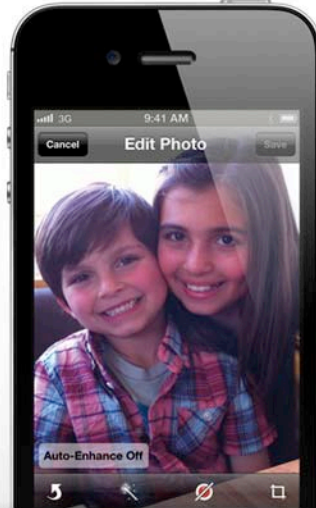


**Crop and rotate**  
Adjust your photos with ease.

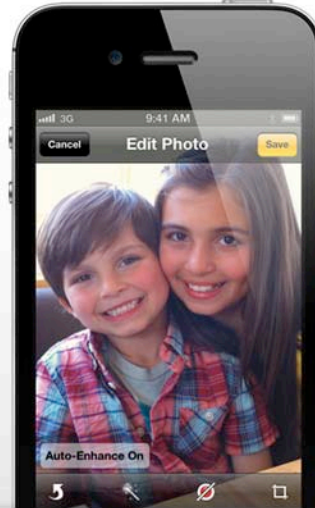


Photos

Before



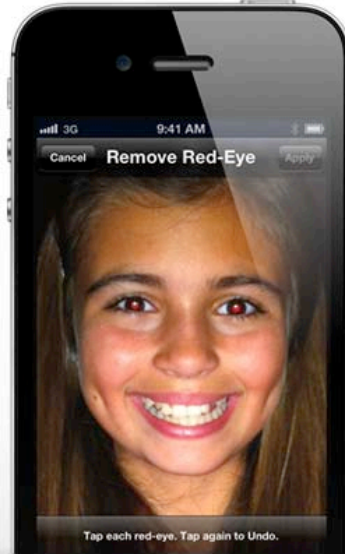
After



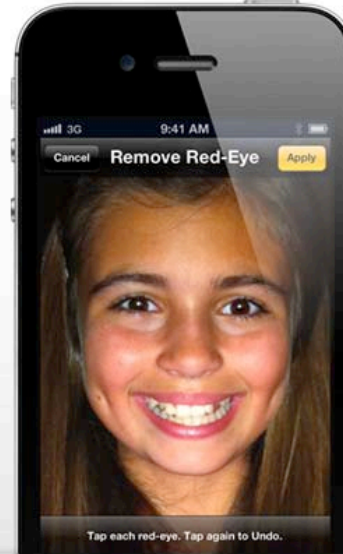


# Photos

Before



After





Read clutter-free web articles with Reader. And move between pages quickly on iPad using tabs.

# Safari



Safari

**Even better site-seeing.**

iOS 5 brings even more web-browsing features to iPhone, iPad, and iPod touch. Safari Reader displays web articles sans ads or clutter so you can read without distractions. Reading List lets you save interesting articles to peruse later, while iCloud keeps your list updated across all your devices. On iPad, tabbed browsing helps you keep track of multiple web pages and switch between them with ease. And iOS 5 improves Safari performance on all your iOS devices.



**Reading List**  
Tap to save a page to read later.

**Tabbed browsing**  
Move between sites using tabs on iPad.

**Reader**  
Tap to read articles without clutter.

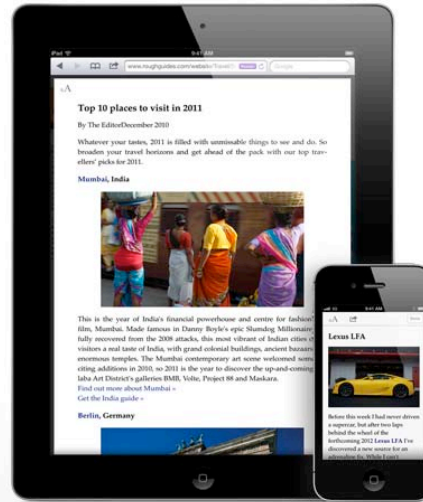


Safari

Before



After



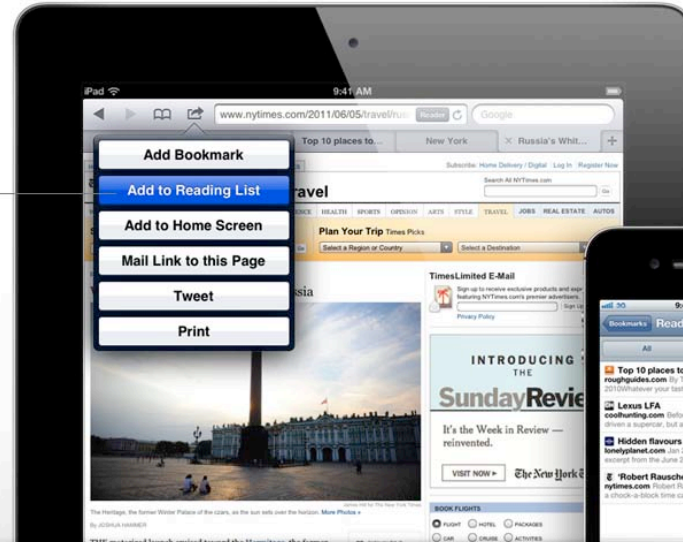
Reader lets you view web articles free of clutter.



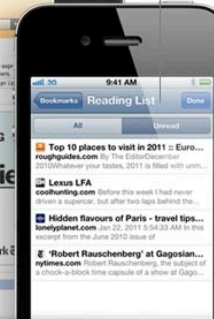


Safari

Save for later  
One tap saves a  
page to your  
Reading List.



One list everywhere  
Your Reading List  
automatically appears  
on all your devices.





## Mail

Your inbox is about to receive some great new features. Format text using bold, italic, or underlined fonts. Create indents in the text of your message. Drag to rearrange names in address fields. Flag important messages. Even add and delete mailbox folders on the fly. If you're looking for a specific email, you can now search in the body of messages. And with [iCloud](#), you get a free email account that stays up to date on all your devices.





## Calendar

Get more perspective on your schedule with year view on iPad and week view on iPhone and iPod touch. Tap to create an event and drag to adjust the time and duration. Add, rename, and delete calendars directly from your device. And view event attachments without leaving the Calendar app. [iCloud](#) lets you share calendars with friends and family, and it keeps your events in sync on all your devices.





## Wi-Fi Sync

Wirelessly sync your iOS device to your Mac or PC over a shared Wi-Fi connection. Every time you connect your iOS device to a power source (say, overnight for charging), it automatically syncs and backs up any new content to iTunes. So you always have your movies, TV shows, home videos, and photo albums everywhere you want them.





### **Twitter Integration**

Twitter is integrated into iOS 5, so you can sign in once under Settings and begin tweeting directly from Safari, Photos, Camera, YouTube, and Maps. You can even start typing a friend's Twitter handle and iOS will autocomplete the rest from your contacts.

# Twitter



## Multitasking Gestures for iPad

iOS 5 includes a few new moves and shortcuts to help you get around even quicker on your iPad: Using four or five fingers, swipe up to reveal the multitasking bar, pinch to return to the Home screen, and swipe left or right to switch between apps.





## AirPlay Mirroring

Wow your audience in the board room, classroom, or living room. [AirPlay](#) now supports video mirroring. Which means you can wirelessly — and securely — stream whatever's on your iPad 2 or iPhone 4S to your HDTV via Apple TV. Everyone in the room sees exactly what's on your iPad or iPhone display up on the big screen — even when you rotate your device from portrait to landscape or zoom in and out.<sup>2</sup>

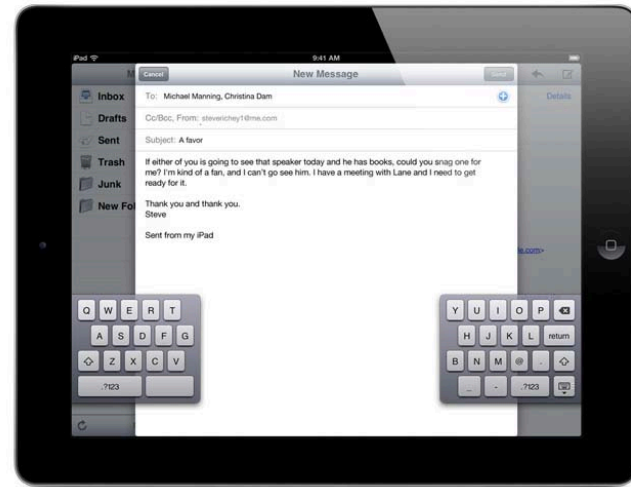




### **AirPlay Mirroring**

AirPlay Mirroring lets you wirelessly stream whatever's on your iPad screen to your HDTV via Apple TV.<sup>1</sup> So everyone in the room can see what you're seeing. Even when you rotate iPad from portrait to landscape or zoom in and out.





A new split keyboard on iPad lets you tap out a message using your thumbs.

## Split Keyboard



**Elegant and intuitive interface.**

You know how to use iPad from the first time you pick it up. That's because the revolutionary Multi-Touch interface in iOS was designed for your finger. And the simple, beautiful Home screen is the easiest place to start. From built-in apps to over 140,000 iPad apps and games available from the [App Store](#). From making a [FaceTime](#) call to editing a video with [iMovie](#). Everything you touch is easy, intuitive, and fun.

**Multi-touch just works!**

**The world's largest collection of mobile apps.**

With thousands of apps in practically every category, iOS is the platform for the world's largest collection of mobile apps. Apple gives third-party developers a rich set of tools and APIs, and they've created apps and games that redefine what a mobile device can do. Where do you find these apps? Just browse the App Store on your iPhone and download them with a tap.

[Learn more about apps from the App Store](#) ▶



**140,000 Apps!**

### Safe and secure by design.

iOS is highly secure from the moment you turn on your iPhone. All apps run in a safe environment, so a website or app can't access data from other apps. iOS also supports encrypted network communication to protect your sensitive information. To guard your privacy, apps requesting location information are required to get your permission first. You can set a passcode lock to prevent unauthorized access to your device and configure iPhone to delete all your data after too many unsuccessful passcode attempts. And in case your iPhone is lost or stolen, Find My iPhone allows you to locate it on a map and remotely delete all your data. When you get it back, you can restore everything from your last backup.<sup>2</sup>



## Security - Passwords and Find My Phone

### Works all over the world.

iPhone and iOS are made to be used around the world. The user interface is localized into over 30 languages, and you can easily switch between them. Because the keyboard is software-based, you can select from over 50 different layouts with support for language-specific features including diacritic marks on characters, handwritten input for Chinese, and contextual character options for Japanese. In addition, the built-in dictionaries support over 50 languages, VoiceOver reads screens in 36 languages, and Voice Control understands over 20 languages.



# 20-50 Languages

**5** iOS 5 is compatible with:



iPhone 3GS



iPhone 4



iPhone 4S



iPod touch  
3rd generation



iPod touch  
4th generation



iPad



iPad 2

# Features that go further.

iOS 5 includes more than 200 new features for your iPad, iPhone, or iPod touch.  
Here's a quick look at a few of our favorites. [Watch the video](#) 



<http://www.apple.com/ios/gallery.html#video-ios>

## iPad Tips: Getting Started with the iPad

by **PATRICK JORDAN** on **DECEMBER 27, 2011**

in **IPAD TIPS & TRICKS**



Have you just got a shiny new iPad as a holiday gift, or maybe just bought one for yourself? Here's an easy Getting Started Guide that will help you get the most out of your new favorite tablet:

[ipadinsight.com](http://ipadinsight.com)

[http://ipadinsight.com/ipad-tips-tricks/  
ipad-tips-getting-started-with-the-ipad](http://ipadinsight.com/ipad-tips-tricks/ipad-tips-getting-started-with-the-ipad)






Newsstand

Notification Center

Messages


## Ten Must-Do Tasks with your new iPhone or iPad



# 1

**Get iCloud**  
Now that Apple's web service is free, there's no reason not to sign up for it, especially if you have an iOS device. Use iCloud for more than just email -- use it to sync your whole "iLife", including your notes, Safari bookmarks, and iCal calendars.

# 2



#### Setup your e-mail accounts

This one is a no-brainer -- one of the first things you'll want to do with your new device check your email. Luckily, iOS makes this super easy. For most services, all you'll need is your email address and password.

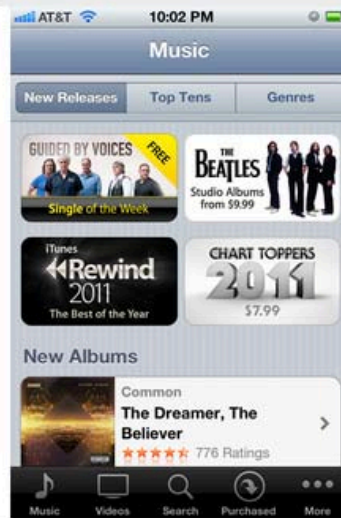
# 3



**Add your home location to the weather app**

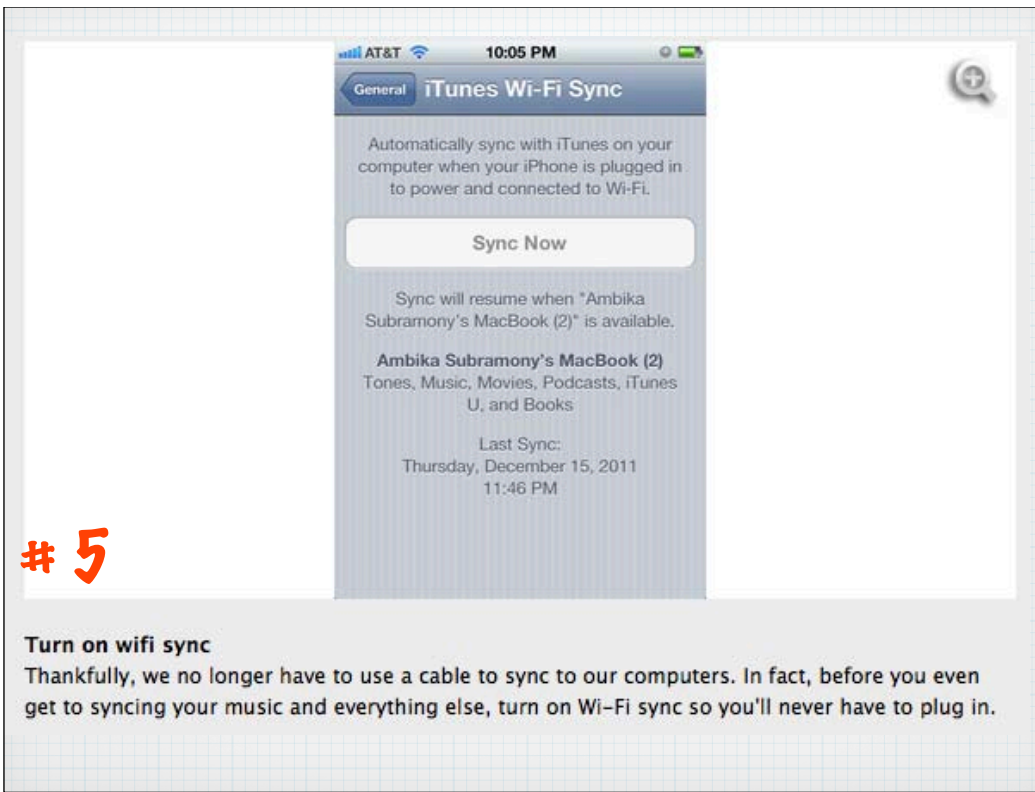
Unless you live in Cupertino, you'll need to add your home base to your weather app. While you're at it, add the locations of your friends and family members, too.

# 4



#### **Add some tunes**

One of the first things we do with our new iOS devices is sync our music libraries. If you're looking for some instant gratification, just open up the iTunes on your device and download away. If you're a little more patient, sync with the iTunes app on your computer. If you're like us and have a giant music library, try making a big playlist of all the music you'll be adding to your iOS device and sync just that.



**# 5**

**Turn on wifi sync**  
Thankfully, we no longer have to use a cable to sync to our computers. In fact, before you even get to syncing your music and everything else, turn on Wi-Fi sync so you'll never have to plug in.

# 6



### Augment your camera

The iPhone's camera is great, but can be made so much better with apps. Before you even start snapping, be sure to check out the Photo and Video section in the app store. Lots of great apps, like Instagram and Photoshop Express, are free.

#7



#### Get your social network on

One of the best things about our iOS devices is that they let us stay in touch with friends on the go. Download must-have apps like Facebook, Twitter, and IM+ to make socializing so much easier.





**Add caller-ID pictures for your friends and family**

It's so great to see high-res photos of your friends and loved ones when they're calling. While you're still around your family for the holidays, be sure to snap lots of photos and set everyone's ID picture!

# 9



#### Setup find my iPhone/iPad

Nothing is worse than a stolen iOS device. Luckily, Apple makes tracking a lost or thieved device pretty easy. Just turn on this feature in your settings, and create an iCloud account (which you've already done if you're following our list!).

# 10



**Connect to the rest of your computers with Remote**

Whether you have one Mac, five Macs, or five Macs and an Apple TV, Remote is a must have app. It allows you to control the music on all your computers, as well as your Apple TV, and completes the seamless integration between your new iOS device and the rest of your "iLife".

