



Indian Ridge  
COUNTRY CLUB



# Welcome to RMUG

Please sign in  
and add your email address

only

if it has changed or  
if you have not been getting  
my email blasts.



# Introduction to iOS 7

The new operating system  
for iPhones and iPads



**The world's most advanced mobile OS**

**What's New?**

**Just about everything,  
starting with the new graphics!**



# iOS 7

features new  
icons for all  
Apple Apps.  
A new user  
interface -  
Clean, Crisp,  
Thin & Simple.



Home



Control Center



Multitasking

**New graphics & 200 new features!**



Photos



Music



Siri



Maps



FaceTime



Safari



AirDrop



Game Center

All the built-in Apple Apps have been reworked to make your device and you more productive.



Clock



Calendar.

For example - the Clock now even tells you the correct time of day, just as the calendar as always done.

# Control Center

Open by swiping up from the bottom



## Control Center.

**Do what you need to do. Quick.**

Turn on or off Airplane mode, Wi-Fi, Bluetooth, and Do Not Disturb. Lock your screen's orientation or adjust its brightness. Play, pause, or skip a song. Connect to AirPlay-enabled devices.

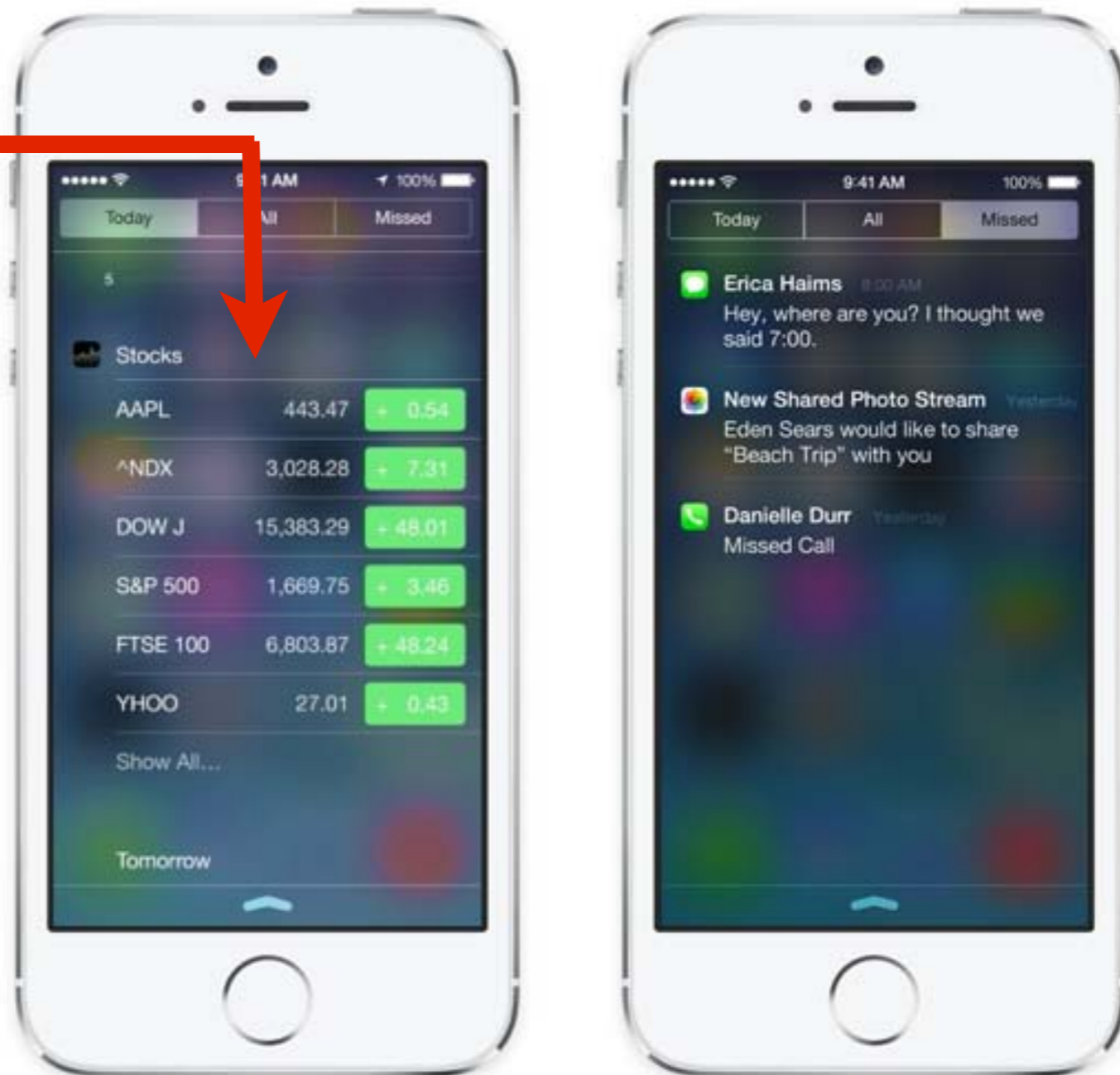
And quickly access your flashlight, timer, calculator, and camera.

# Notification Center

Just swipe down from the top of the screen and view Weather, Calendar, even Stocks

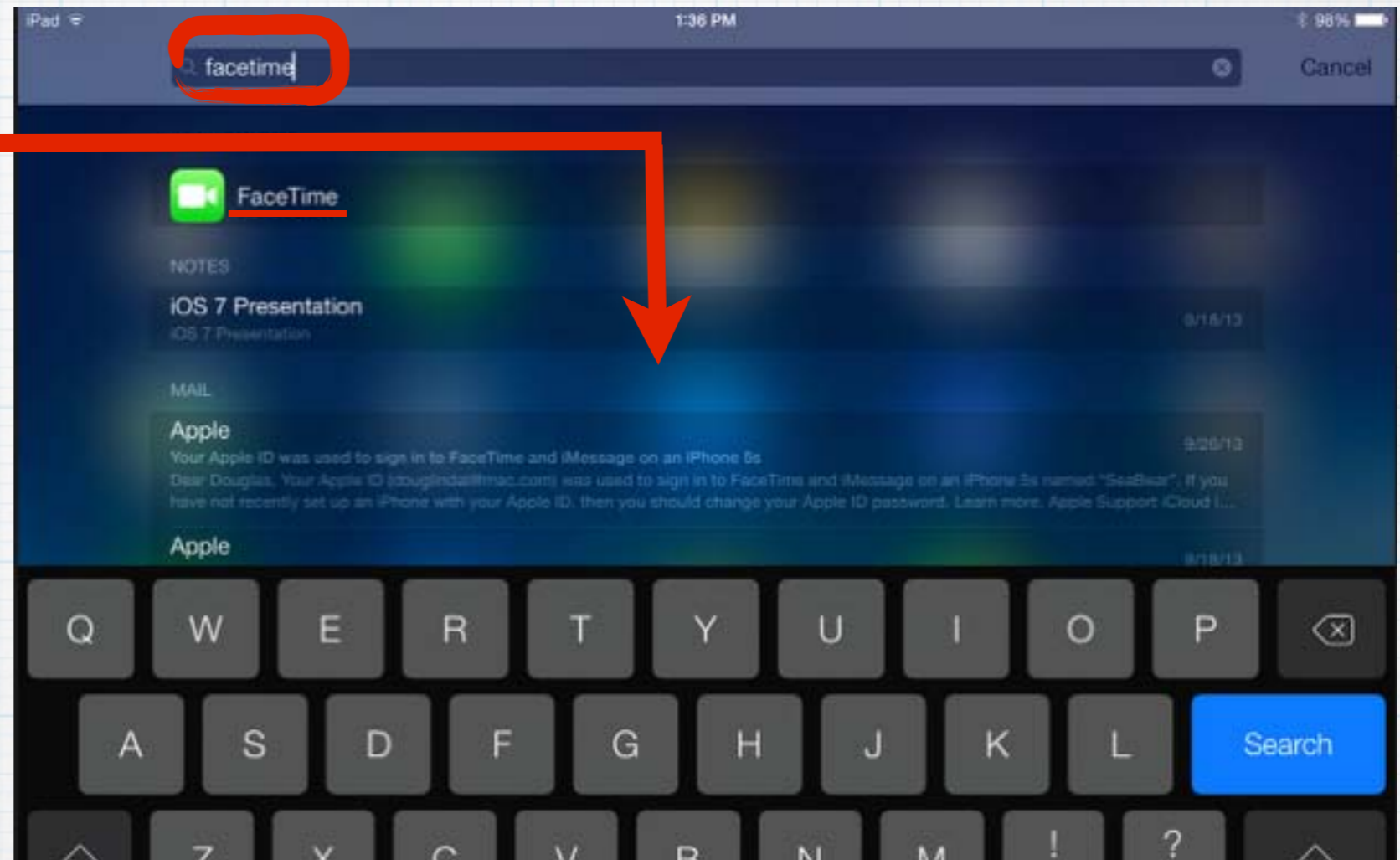
## Notification Center. Today is all about you.

Notification Center lets you know about new mail, missed calls, to-dos that need doing, and more. And a new feature called Today gives you a convenient summary of, well, today. One glance at your iPhone and you'll know if it's a certain someone's birthday, if you'll need an umbrella, or if traffic will slow down your commute. You'll even get a heads-up on tomorrow. You can access Notification Center from any screen, including the Lock screen. Just swipe down. And get up to speed.






Now for Search Screen - swipe down from near the top of the screen.



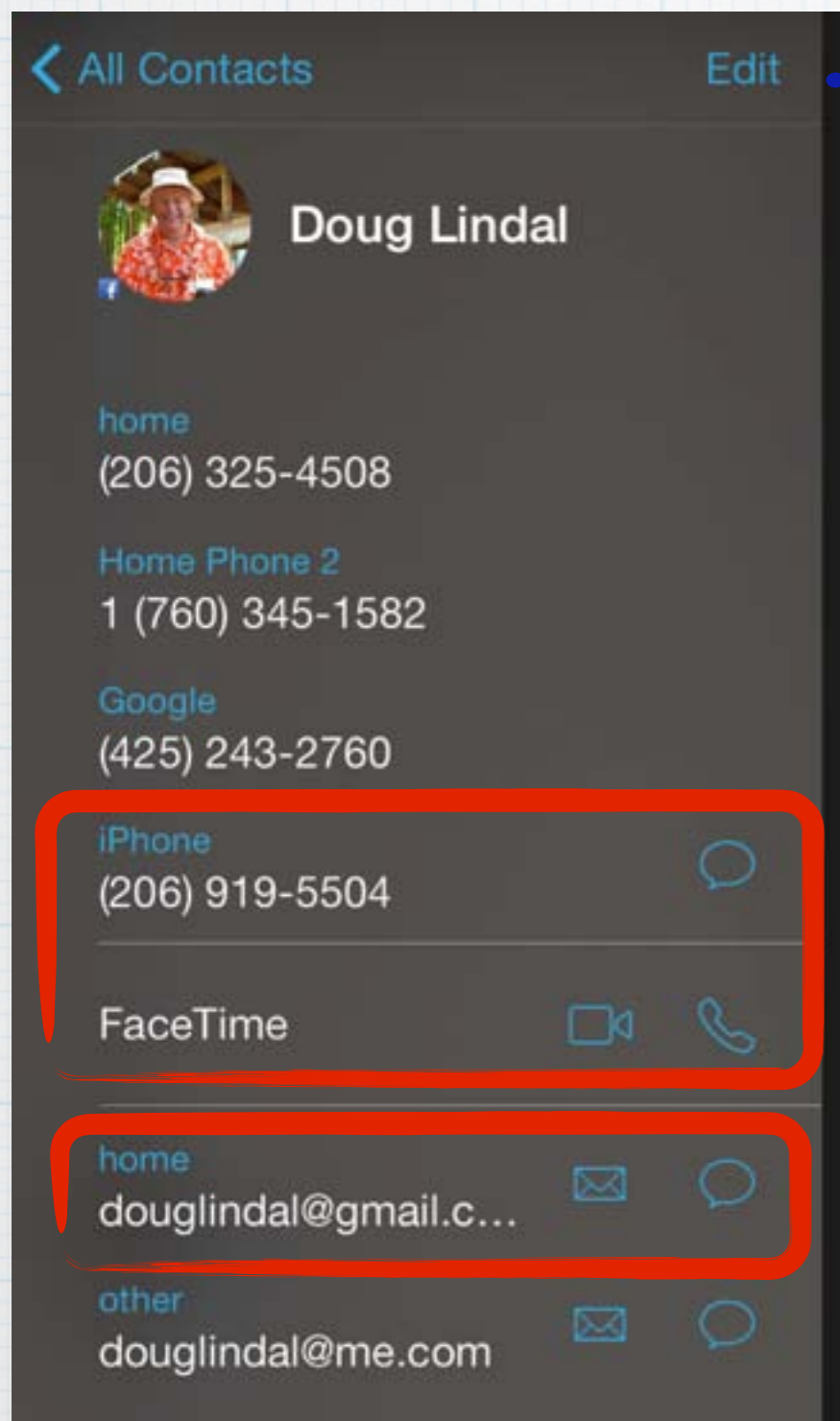
The Search Screen you used to access by swiping left to right is now found by swiping down from near the top. For example, type in FaceTime and it takes you there.





**FaceTime** now gives you the choice of video or audio calls.

If you are in a WiFi zone -  
Cut your phone bills!

Go to **Contacts** -  
an iPhone can accept  
Texts or use FaceTime for  
Video or Audio calls.



Email addresses work with  
Emails or Texts



When you get a **FaceTime Audio** call you can answer it, decline it - or send a text that you are unable to take the call, just like on a cellular call.



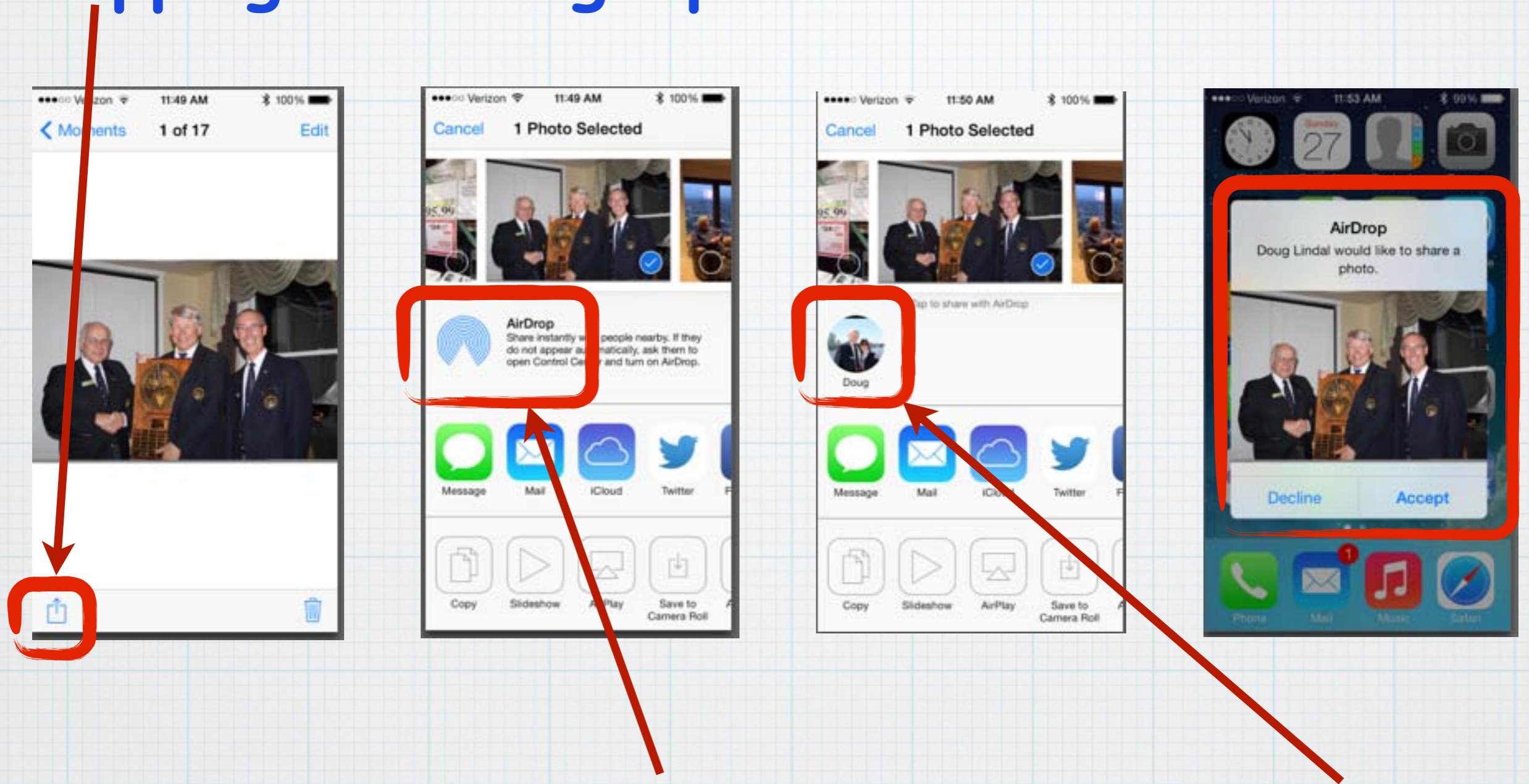
## AirDrop. Drop everything.

Sending a photo or a document to someone via text or email is fine. But if that someone is right next to you, a text or an email suddenly feels like too many steps. Enter AirDrop for iOS. It lets you quickly and easily share photos, videos, contacts — and anything else from any app with a Share button. Just tap Share, then select the person you want to share with. AirDrop does the rest using Wi-Fi and Bluetooth. No setup required. And transfers are encrypted, so what you share is highly secure.<sup>3</sup>

## AirDrop

Tap Share, Select person in the room and Share photos or contacts. Transfers are encrypted and you are 'visible' to others only if you want to be.

Access **AirDrop** while viewing photos by tapping on the graphic of an arrow in box.



Then click on **AirDrop** and you will see images of everyone in the room with an iPhone. Click on one and they can accept or decline your photo.



# Multitasking.

While you multitask, it does, too.

Multitasking has always been a smart way to switch between apps. Now it's even smarter. Because iOS 7 learns when you like to use your apps and can update your content before you launch them. So if you tend to check your favorite social app at 9:00 a.m. every day, your feed will be ready and waiting for you. That's multitasking in iOS 7. It knows what you want to do before you do.

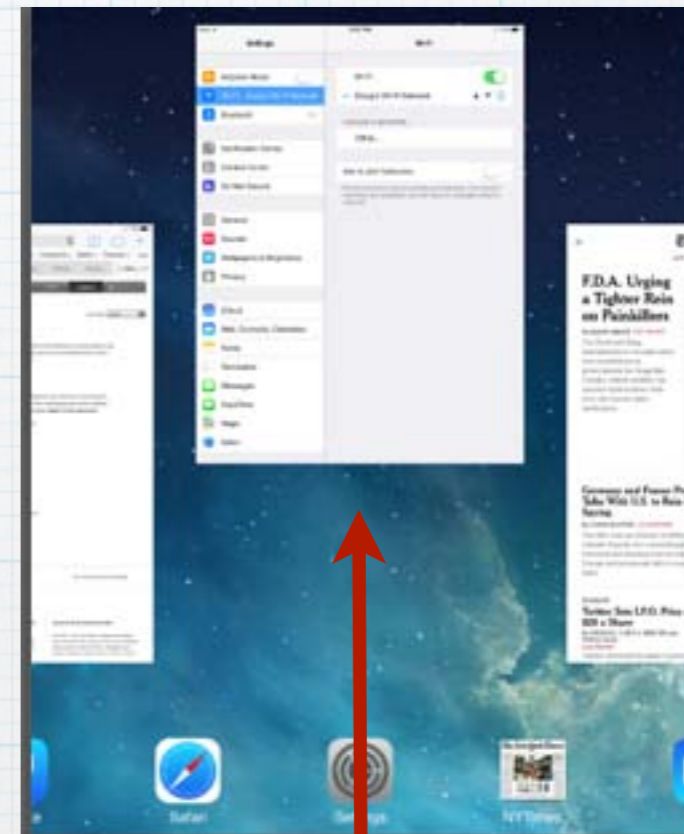
## Smart MultiTasking.

Press Home button twice to see preview a of open Apps, swipe right to review and touch to open - or swipe up to quit one.

**Press Home button twice  
to see preview a of open Apps**



**Then swipe right or left  
to review Apps and  
tap to open one**



**Or swipe up to quit  
an App**




Camera. All the right formats.  
Right at your fingertips.

Camera in iOS 7 puts all your shooting formats — still, video, panorama, and now square — front and center. With a swipe, you can capture what you want the way you want.<sup>1</sup> Fast. And new filters let you do even more with each image. Give it a retro feel. Dial up the contrast. Or go black and white. Artistic license is all yours.


## iOS 7 Camera App

Four shooting formats - Still, Video,  
Panorama & Square (for Instagram).






Video



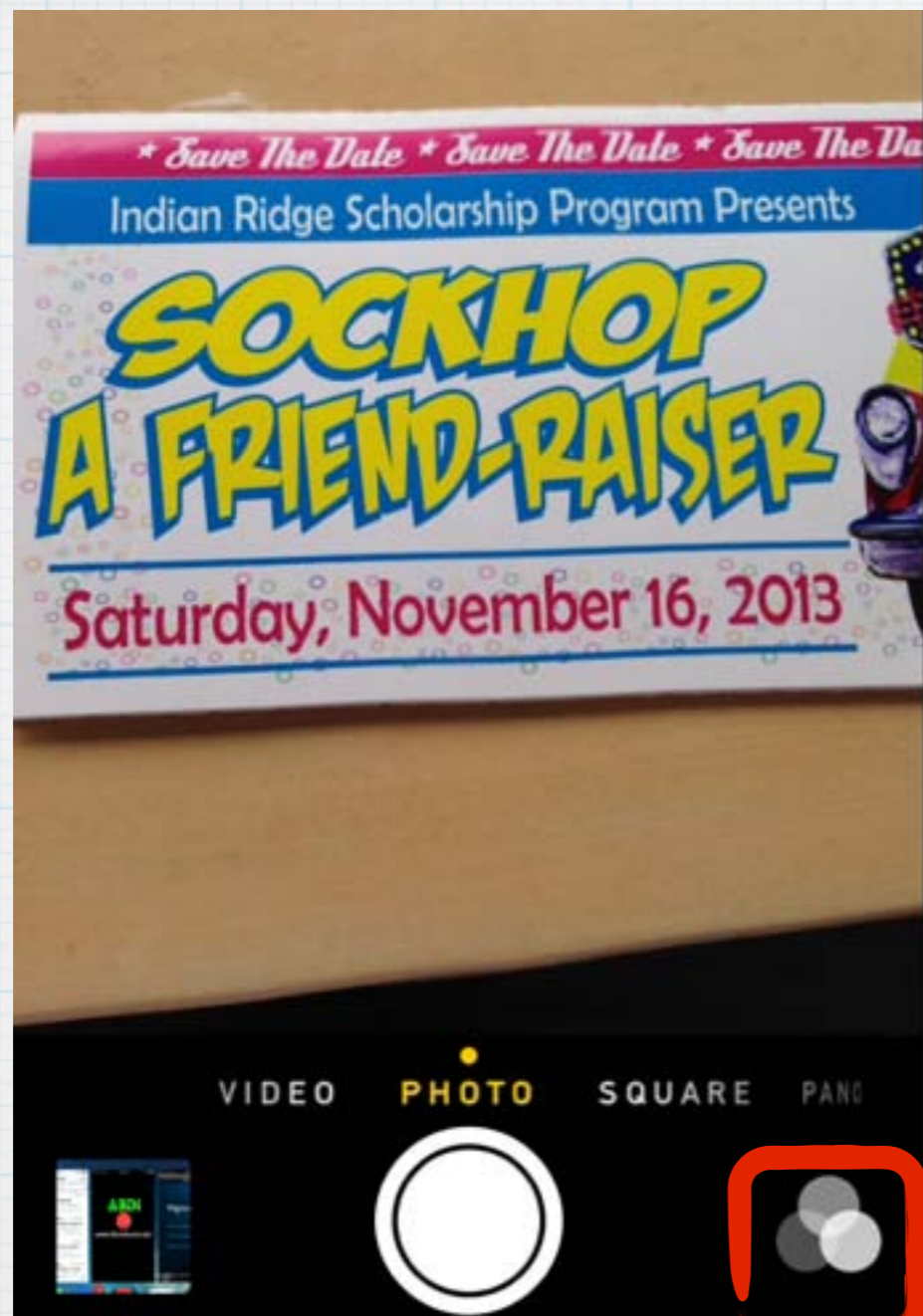
Panorama



Still



Square



Choose from nine Filter options - mono to instant or none

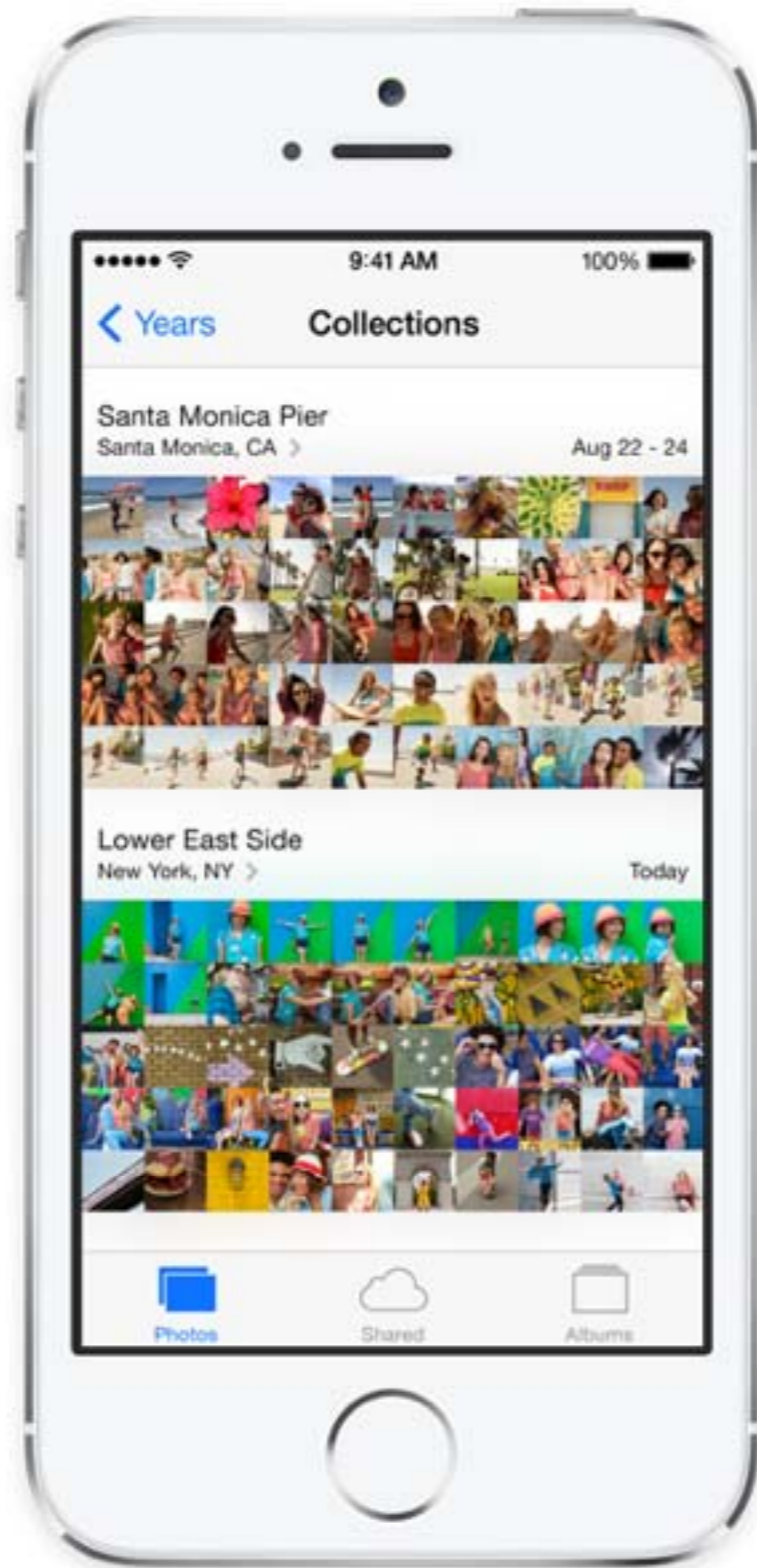
Use new filters for a retro look or Black & White - or just to adjust brightness and contrast.



Photos. Life is full of special moments.  
So is your photo library.

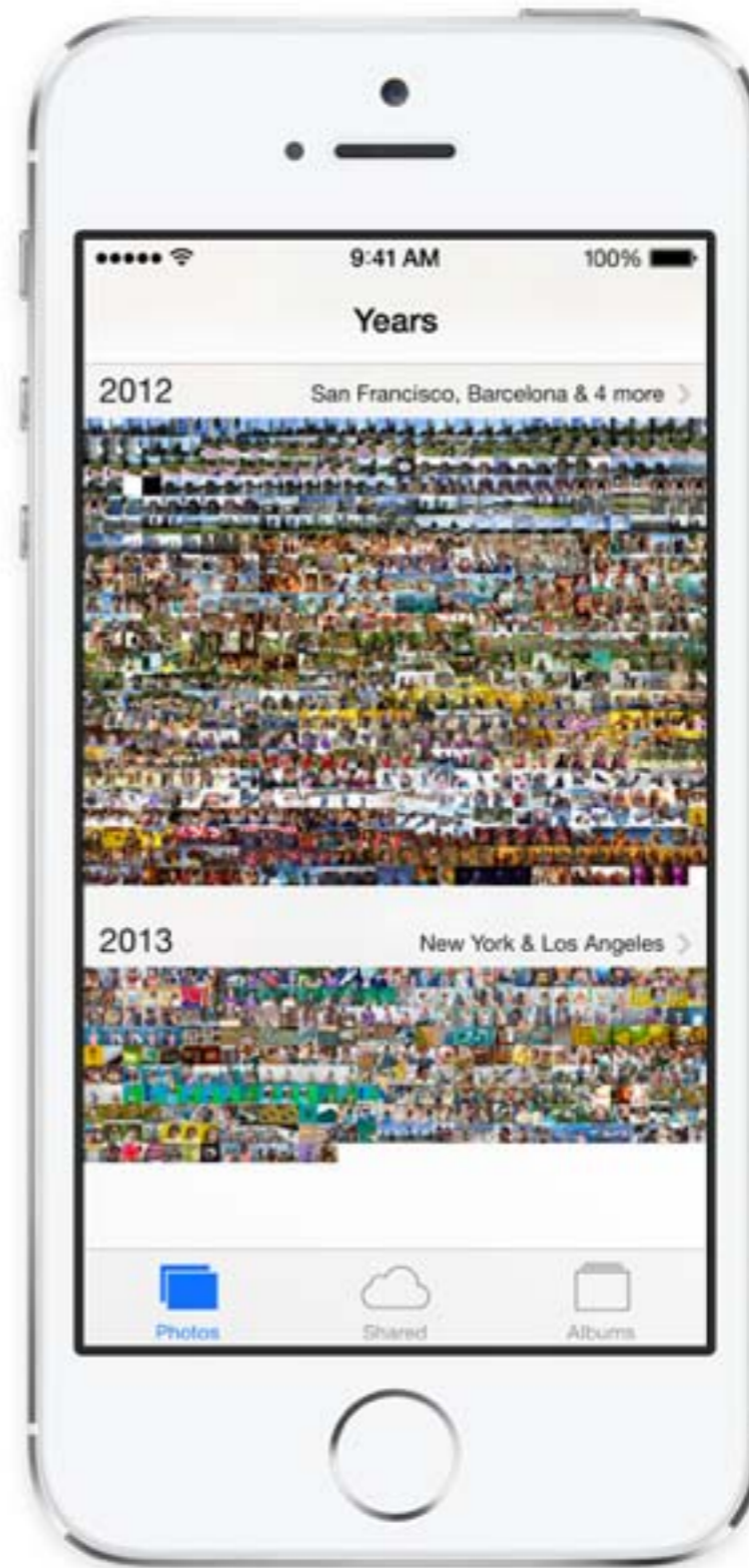
Now there are faster, easier, and more delightful ways to scroll down memory lane. Introducing Years, Collections, and Moments — smart groupings of your photos and videos based on time and place. Tap Years and all your shots fill the screen. Each year holds Collections, like your trip to San Francisco. And in that Collection are distinct Moments — photos from Union Square, videos from AT&T Park. So you can find a shot from whenever, wherever, in no time.

**Organize your photos by Year,  
Collection or Moments.**



### **Inside a Collection.**

Tap a Collection, like "Hawaii," and see photos from your trip organized into Moments according to date and location.



### **A year — or years — in review.**

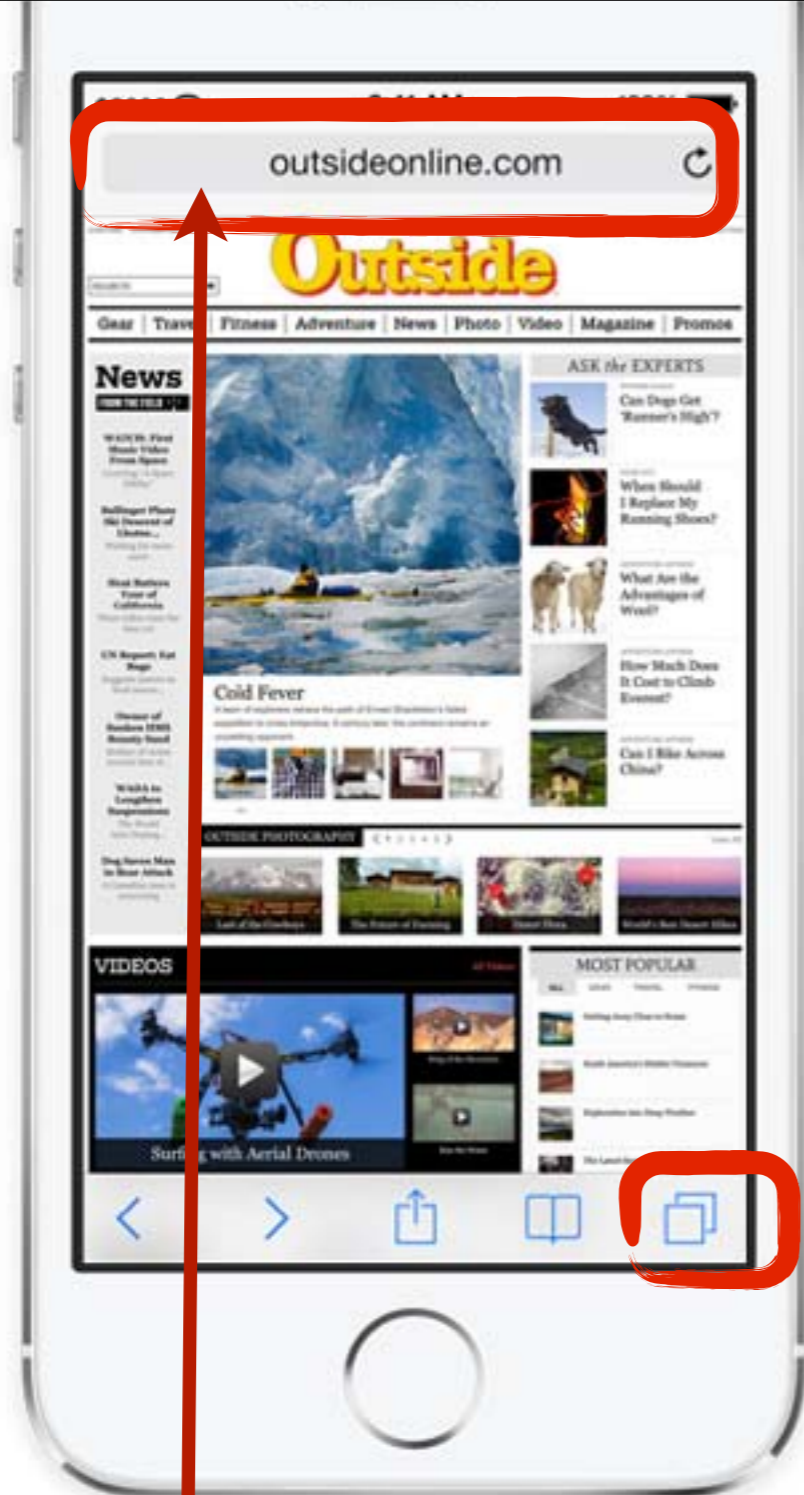
Tap the Year view and prepare to be amazed. Every photo and video you've ever taken appears onscreen, almost like artwork.



Safari. With things out of the way,  
there's way more web.

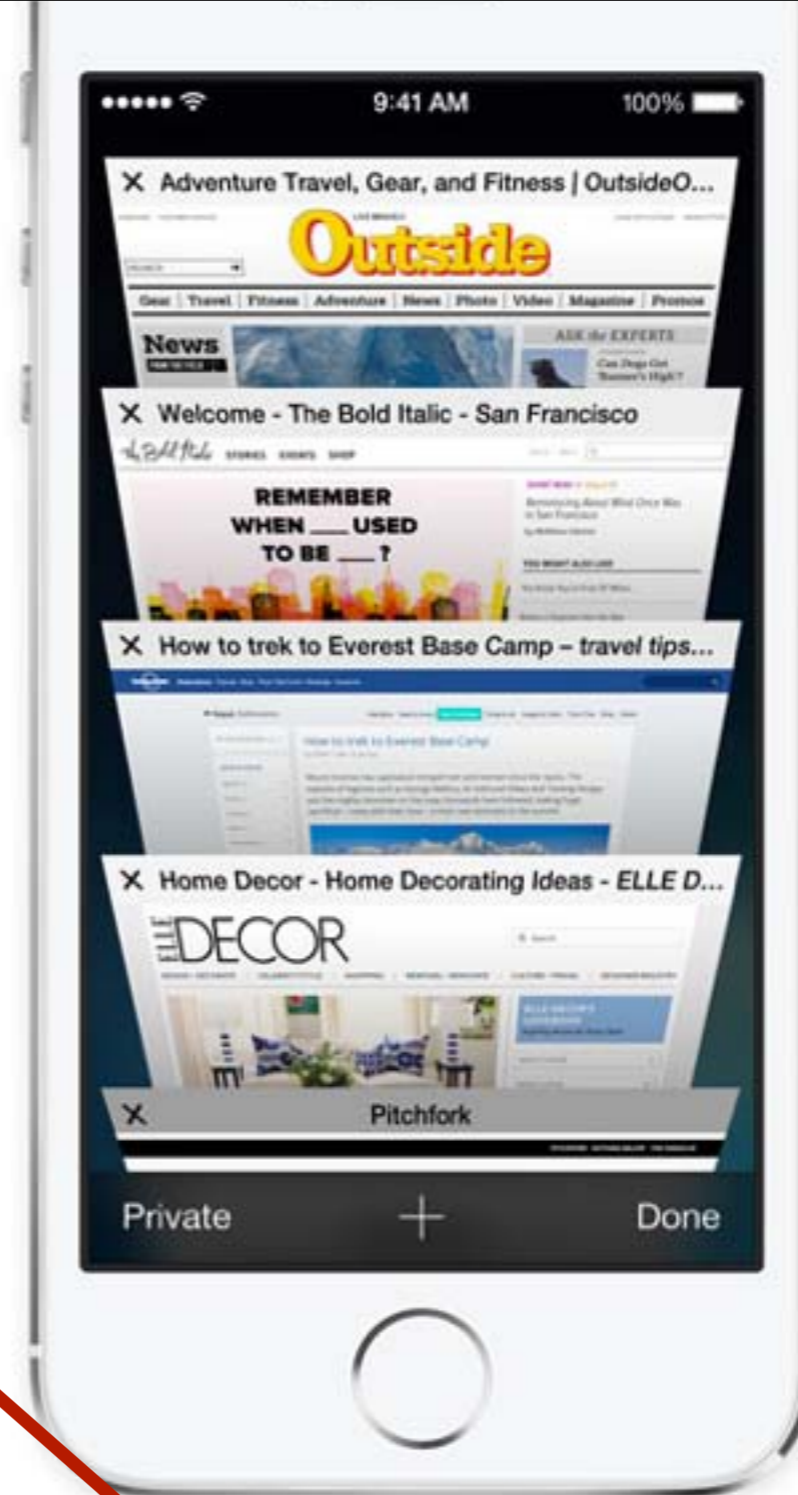
Browsing is bigger, better, and more beautiful with Safari in iOS 7. Buttons and bars — like the unified smart search field — stay hidden until you scroll to reveal them. So you see more content than ever on your screen. And with a swipe, you can go back or forward a page. It's all designed so nothing gets in your way or slows you down.

**In iOS 7 on the iPhone, Safari comes with larger browsing area and unified Smart Search for URLs & keywords. Swipe left or right to go back & forward a page.**



### Unified smart search field.

Type a URL or search term in the unified smart search field, and Safari automatically suggests the closest match to what you're looking for. So you find the right web page fast.



### New tab view.

See your open web pages in a consolidated view that lets you scroll effortlessly from tab to tab. To close a page, just swipe it offscreen.

# iCloud Keychain.

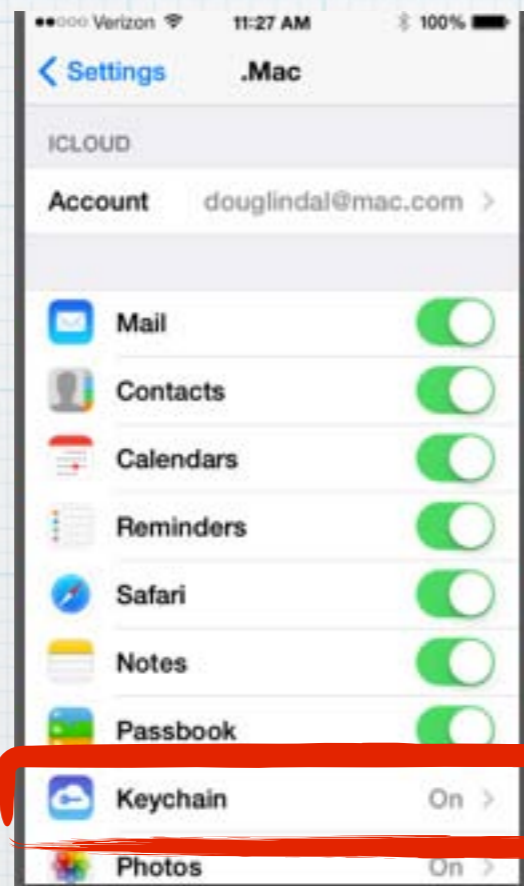
No more memorizing passwords!

Now iCloud can remember passwords &

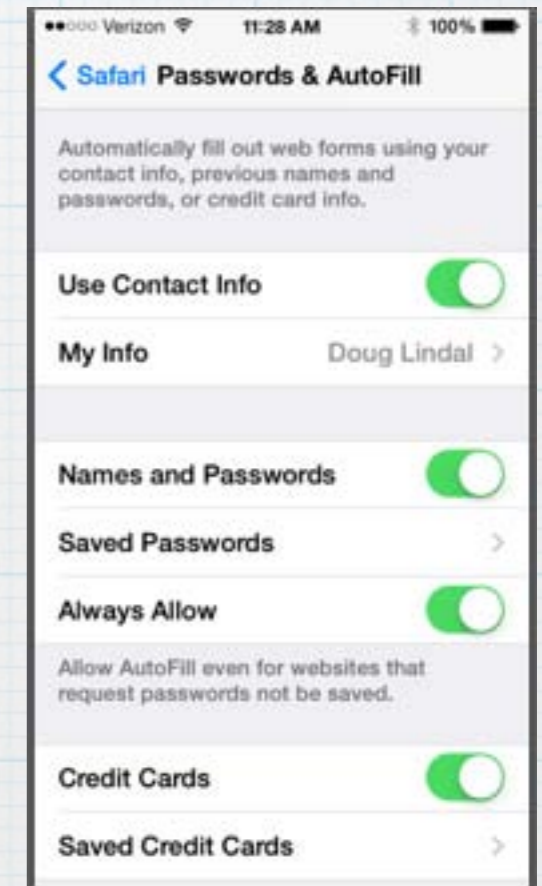
Credit Card numbers for you.

And Safari will enter them automatically.

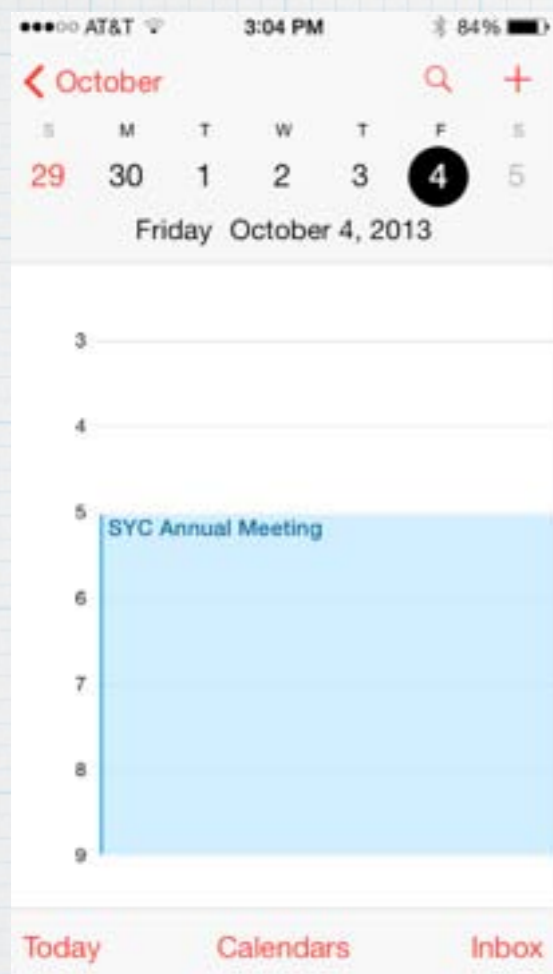
Turn Keychain on in Settings under iCloud



Use Settings/Safari to manage passwords and Credit Card info.







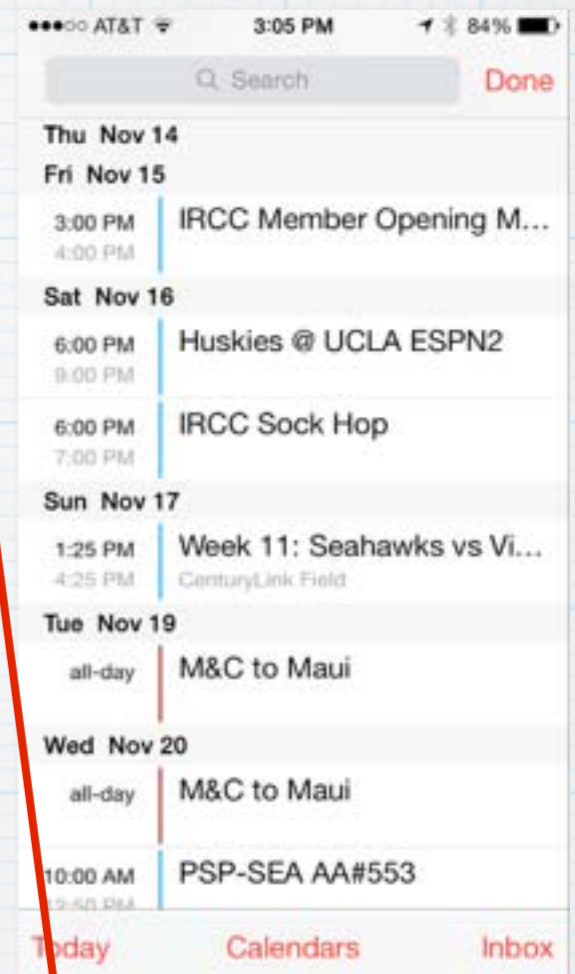
Daily



Month



Year



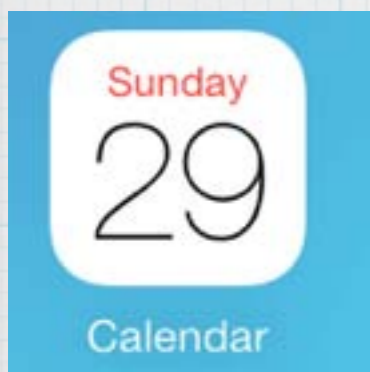
List

(access List View  
with magnifying glass)

The **Calendar** App has four views:

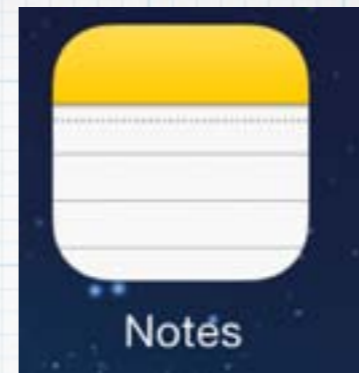
Daily, Month, Year and List

Or turn your iPhone sideways -  
for a Weekly View





New **Weather** App shows you graphically whether to expect Rain or Sun; Sunrise & Sunset and the phase of the moon.



The **Notes** App is cleaner looking, Apple dumped the faux leather look & the goofy Comics font. And with iCloud, read them on all your Apple devices

# iTunes Radio

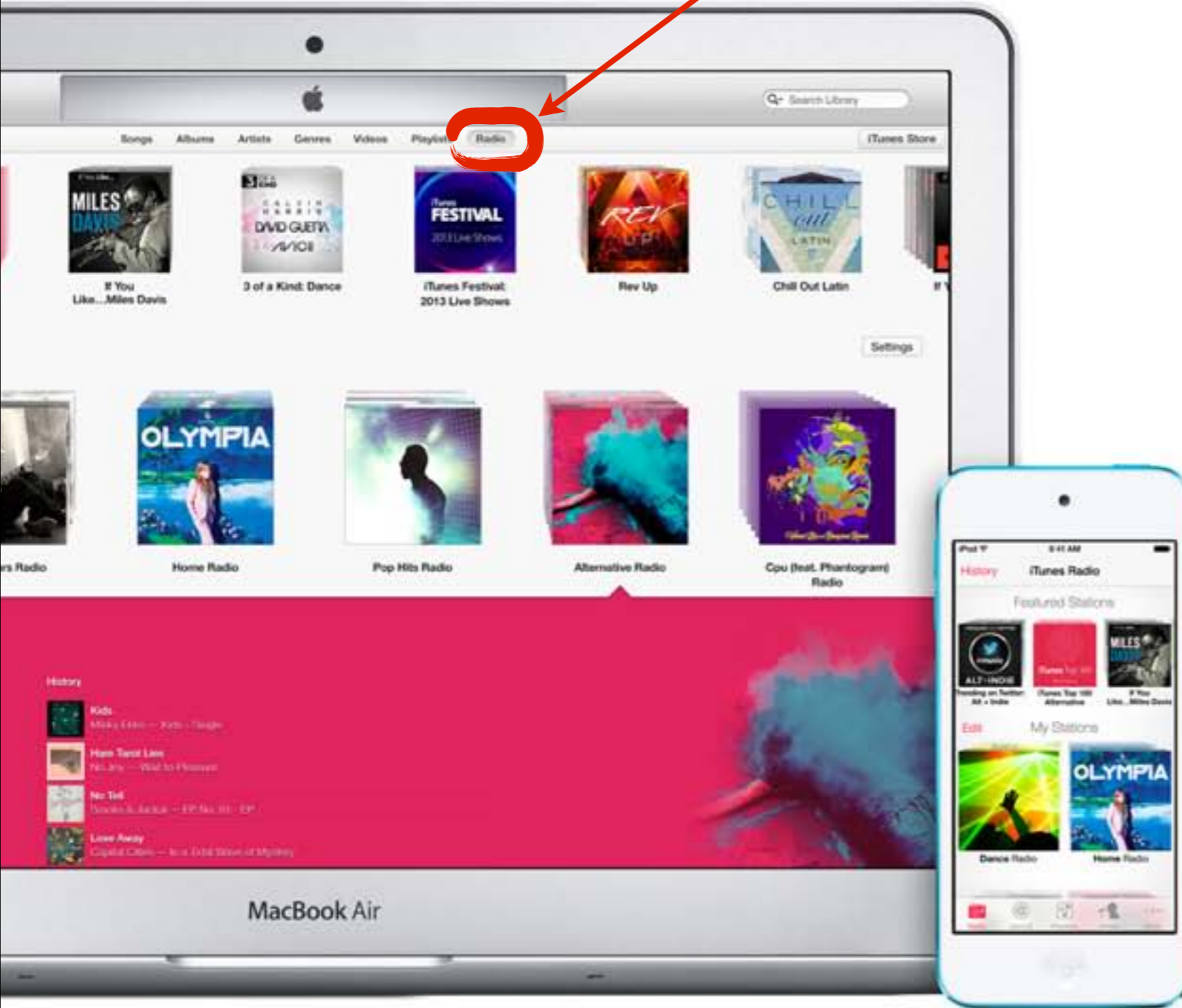
Hear where your music takes you.

Coming soon



iTunes Radio is free streaming radio with the best selection of music. It builds and brings together stations you'll love from day one. And the more you listen, the more personalized your stations become. It's radio re-imagined.

Select Radio in iTunes to open



The music you love.  
And the music you're  
going to love.

Check out iTunes Radio on your iPhone, iPad, iPod touch, Mac, PC, or Apple TV. You'll have access to more than 300 DJ-curated and genre-focused stations — including everything from Hard Rock to Doo Wop, all with crystal-clear sound quality. Your stations evolve based on the music you play and download. So the more you use iTunes Radio and iTunes, the more iTunes Radio knows what you like to listen to — and the more it can play music you'll love.

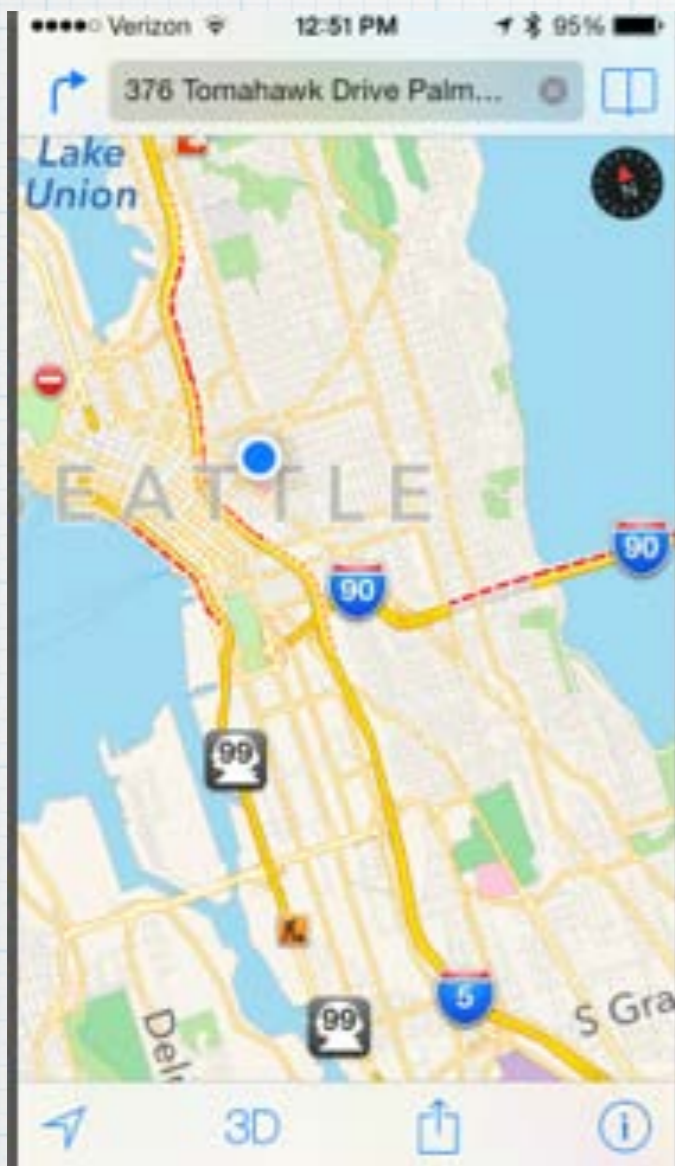
**iTunes Radio - Streaming music.  
Goodbye Pandora!**

# iTunes Radio is ad-free with iTunes Match.

Instead of hearing the occasional ad, you can listen to iTunes Radio completely ad-free when you subscribe to iTunes Match. And iTunes Match stores all your music in iCloud — even songs you've imported from CDs or purchased somewhere other than iTunes. So iTunes Radio can use your entire music collection to make your stations even more personalized.



**iTunes Match, introduced last year for storing all your music in iCloud, costs \$25 per year - it now removes ads from Radio.**



The new **Maps** App is much improved. Good traffic monitoring (red dotted lines) and great 3D photos on the iPhone.

Directions

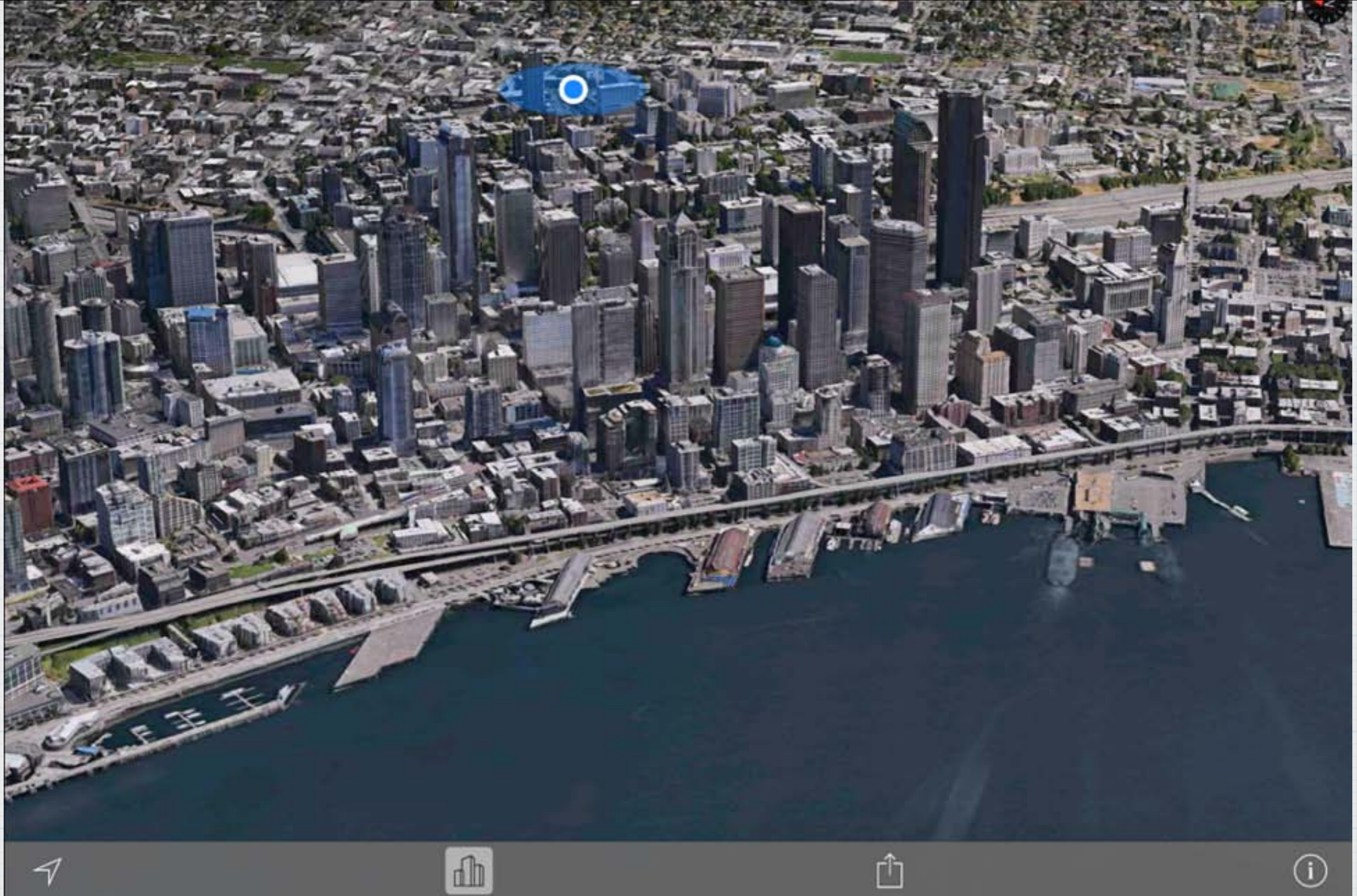
space needle seattle

Bookmarks



**Even more stunning on an iPad -  
flyover and see from all angles!**






**Seattle Waterfront, Blue dot indicates iPad location (I'm at home)**



The new **Compass** App on the iPhone is quite useful and includes Lat/Long info.

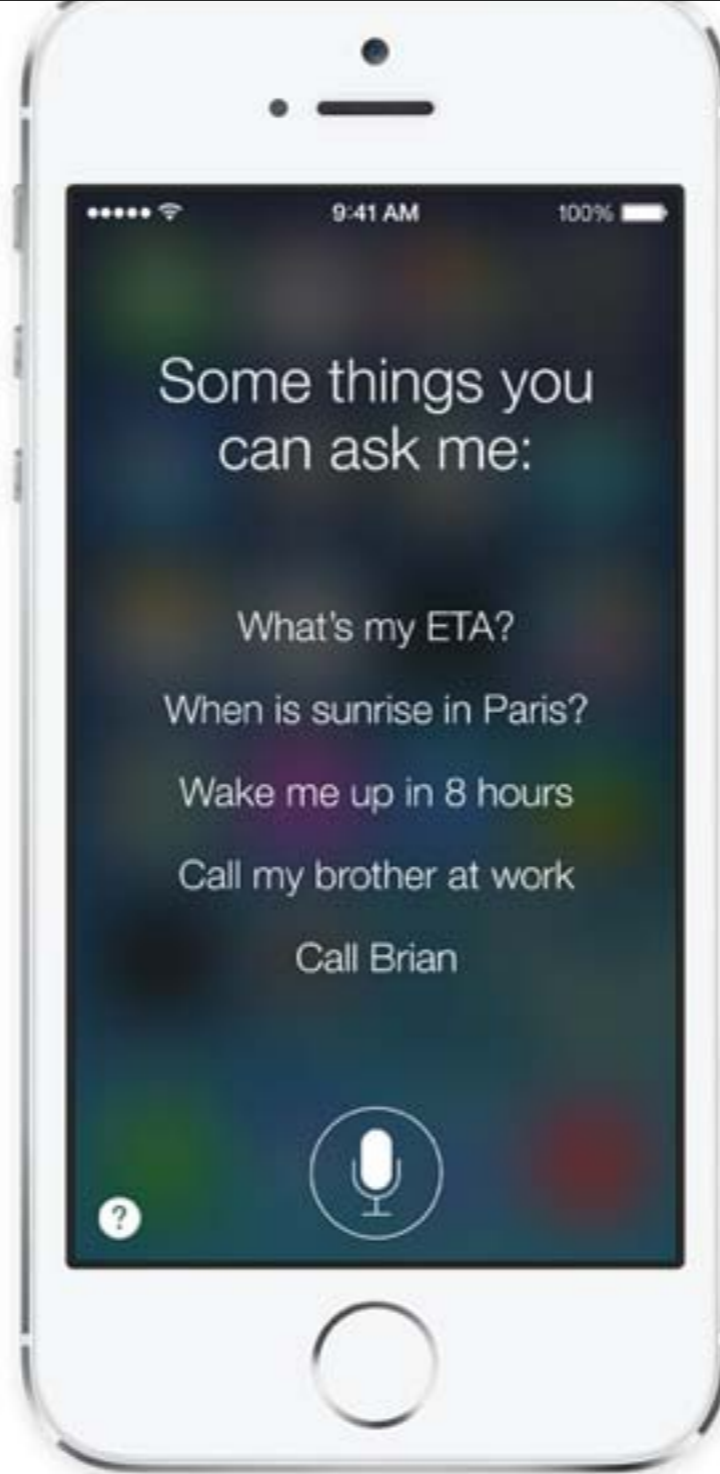


and the second screen (access by swiping right to left on compass) a handy carpenters level.



**Siri knows you're talking.**

Now when you ask Siri something, audio waves move across your screen, letting you know Siri is listening and processing your request.



**Start in Siri. Stay in Siri.**

If you have questions, Siri has answers. And you'll see them right on the screen. Even web search results from Bing. So you won't be pulled out of Siri and into Safari just to see the same list.

**Siri**  
**Just hold the**  
**Home button**  
**and ask your**  
**questions on an**  
**iPad or iPhone.**



Siri. You're going to like what you hear. And see.

Siri in iOS 7 gets a new look, a new sound, and new capabilities. It features a redesigned interface that fades into view — on top of whatever's on your screen. A clearer, more natural-sounding female or male voice makes Siri even easier to understand. It's faster at answering questions and it checks more sources, such as Bing, Wikipedia, and Twitter. And Siri takes on extra tasks, like returning calls, playing voicemail, controlling iTunes Radio, and more.<sup>4</sup>

**Siri now has male and female voice options and uses Bing & Wikipedia for queries. Siri can place phone calls, or play voicemail and iTunes Radio.**

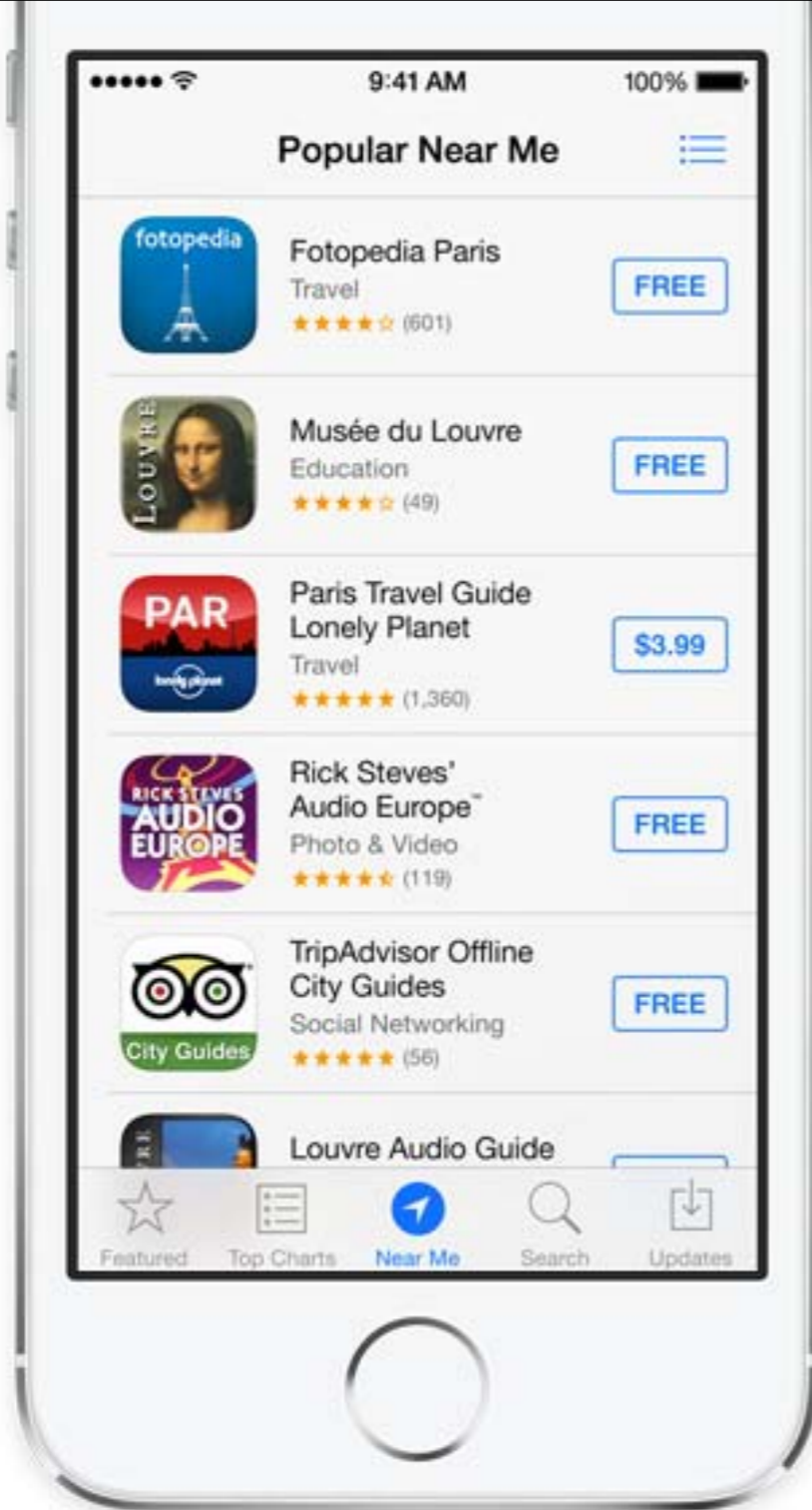


# App Store. Find the right app for wherever you are.

Apps Near Me — a new feature of the App Store in iOS 7 — shows you a collection of popular apps relevant to your current location. And with the soon-to-come Kids category, you'll be able to browse and buy the best apps for children based on age. iOS 7 also keeps your apps up to date automatically, so you don't have to bother. Another bonus of automatic updates: no more little red badge begging for your attention.

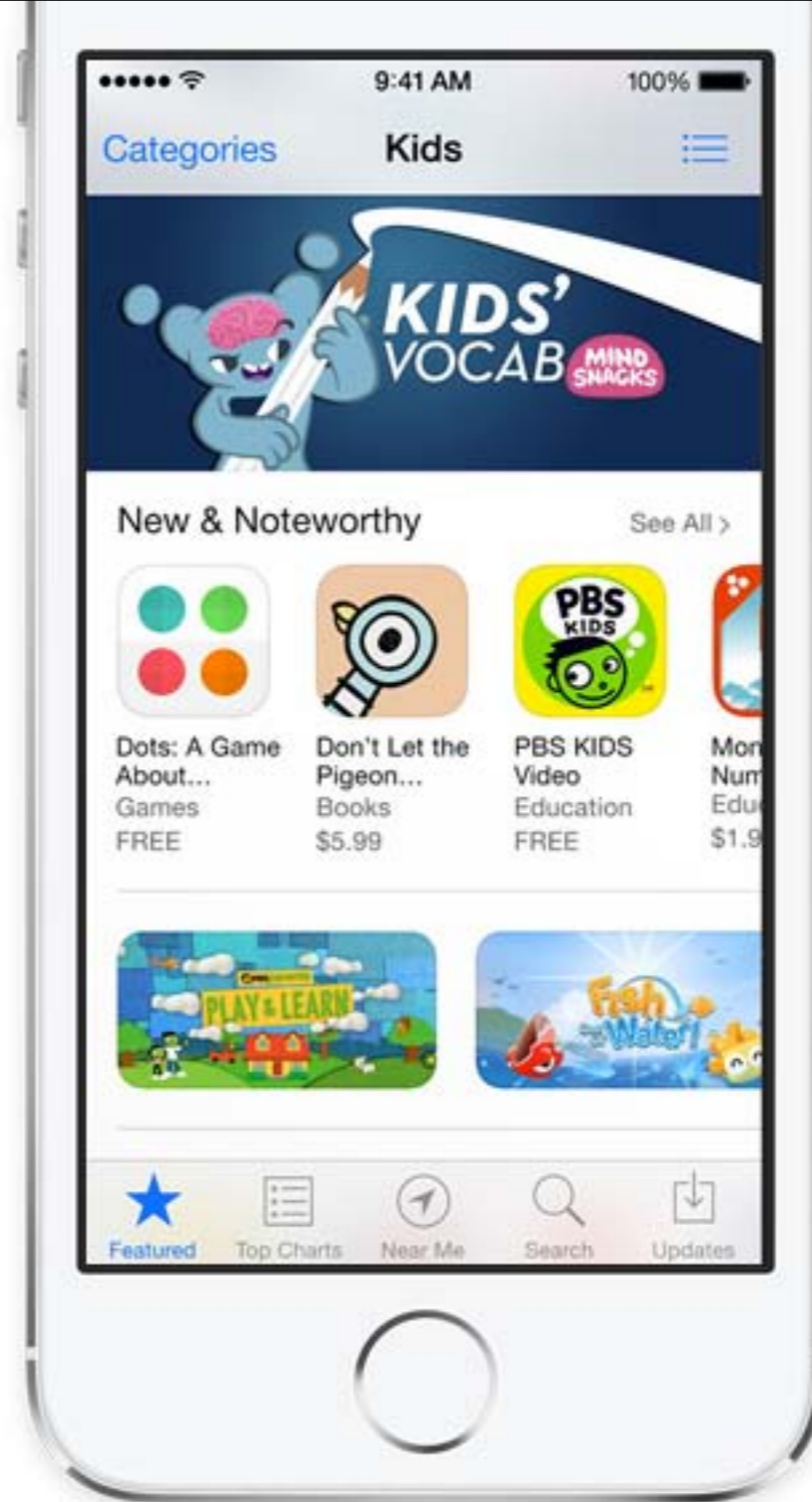
With the App Store, there's almost no limit to what your iOS device can do.

**950,000 Apps and growing!**



### What's popular near me?

Wherever you find yourself — the Louvre, for instance — tap Near Me and you'll see a list of apps you might find useful.



Coming soon

### Kids category.

Now parents and teachers can quickly find apps that are perfect for children. Just visit the new Kids category for a curated selection of age-appropriate apps.



Find My iPhone, iPad, or iPod touch.  
And if you can't, at least there's this.

Losing your iOS device feels lousy. Thankfully, Find My iPhone can help you get it back. But if it looks like that's not going to happen, new security features in iOS 7 make it harder for anyone who's not you to use or sell your device. Now turning off Find My iPhone or erasing your device requires your Apple ID and password. Find My iPhone can also continue to display a custom message, even after your device is erased. And your Apple ID and password are required before anyone can reactivate it. Which means your device is still your device. No matter where it is.<sup>5</sup>

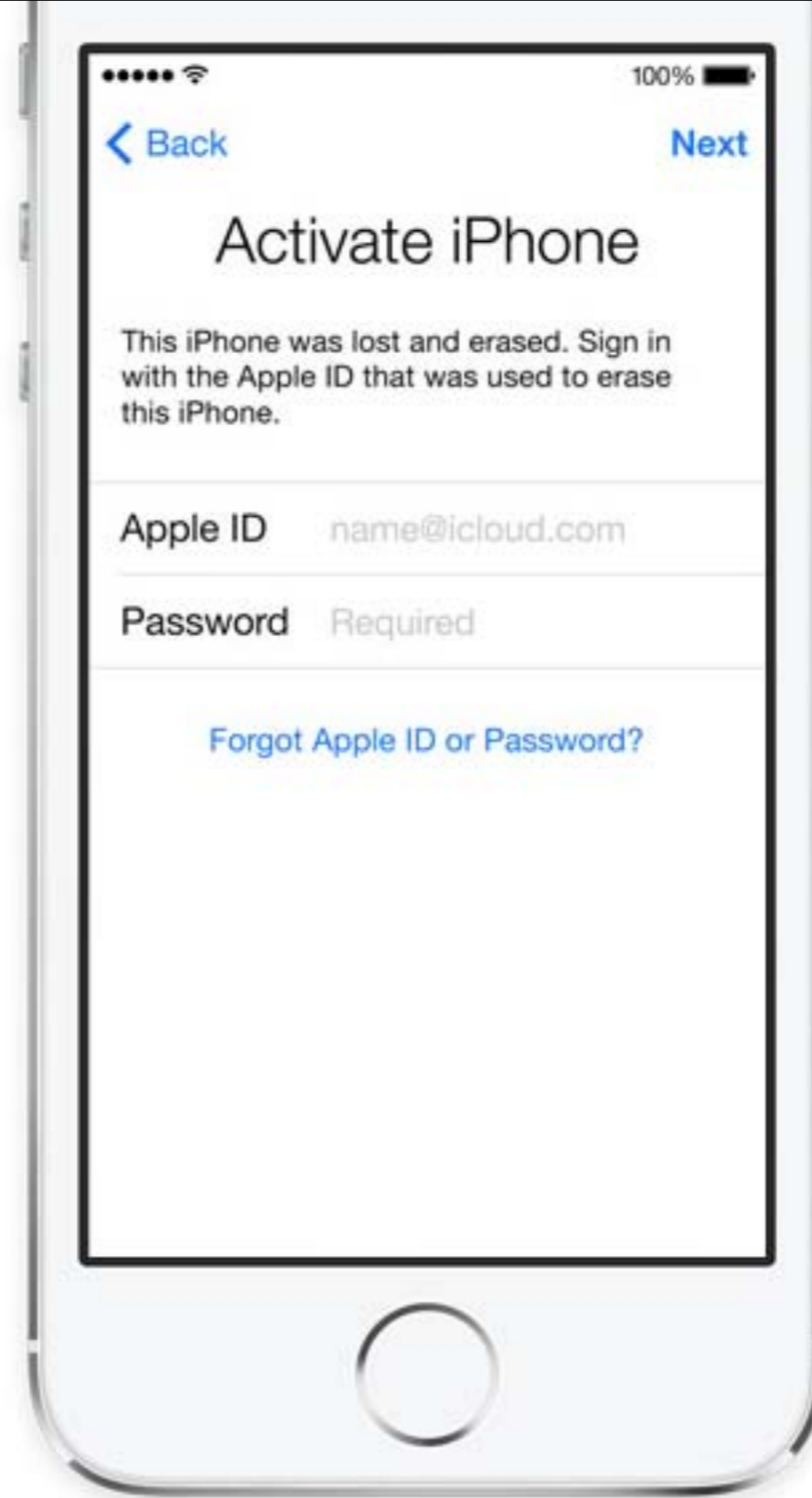
**Very Important!!**

**Install the 'Find My iPhone' App & iOS 7  
can help you find your phone - or lock it  
if stolen so no one can use it or sell it  
without your Apple ID and Password!**



### **Lock screen message.**

Even after a remote erase, Find My iPhone can continue to display a message with your phone number on the Lock screen.



### **All is not lost.**

If you get your iPhone, iPad, or iPod touch back after you've already erased it, just enter your Apple ID and password to reactivate it.





iOS 7 is compatible with:



iPhone 4



iPhone 4s



iPhone 5



iPhone 5c



iPhone 5s



iPod touch  
5th generation  
16GB



iPad 2



iPad with  
Retina display



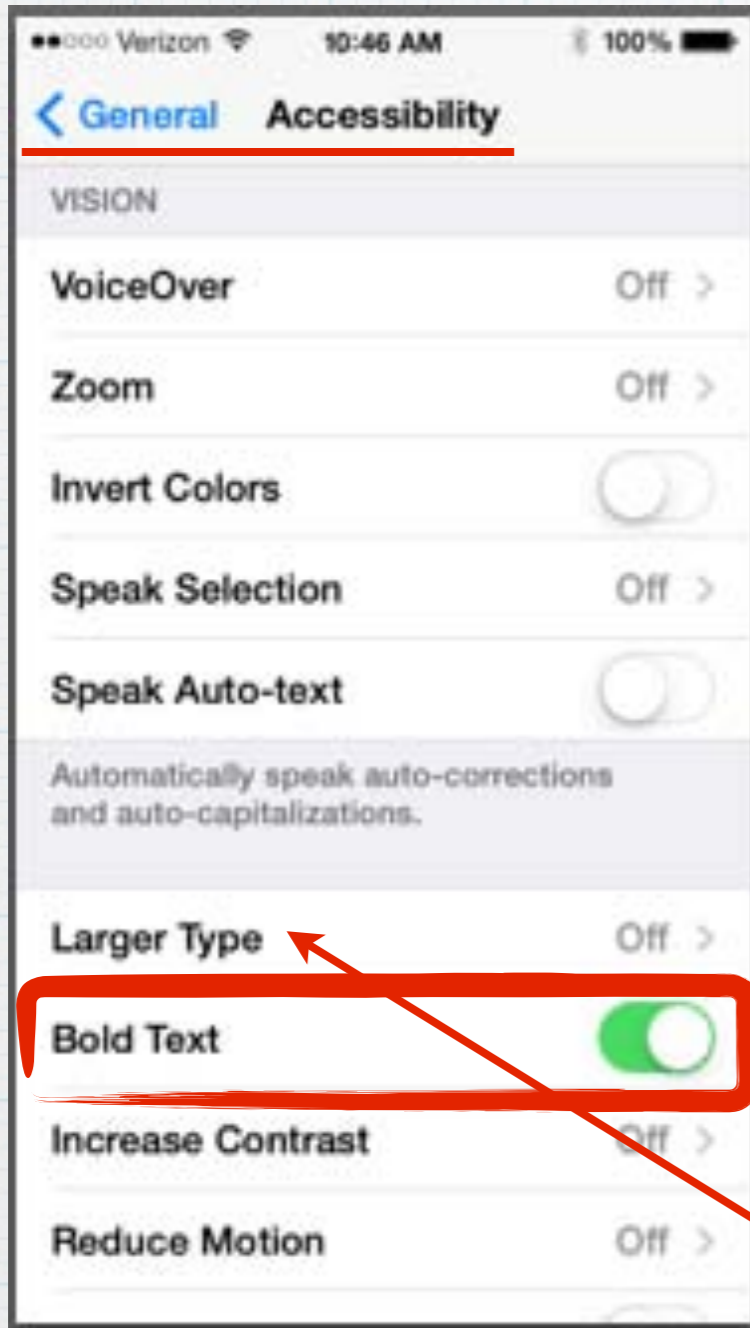
iPad mini

**And of course,  
the new  
iPad Air**

# Final Tip of the Day:

Don't like the new skinny type fonts?

Open Settings - General  
- Accessibility -  
select: Bold Text



And experiment with  
Larger Type



Indian Ridge  
COUNTRY CLUB



# Questions, Comments ???

Visit: [rmug.weebly.com](http://rmug.weebly.com) to download this slideshow



"Making Technology Transparent"

[HOME](#) [CONSULTING](#) [TRAINING](#) [AUTOMATION](#) [CONTACT](#)

## Course Descriptions

**Training at our state of the art facility, or at your home and office.**

### **Beginning iPad**

New to the iPad? If so, let iCreative help you get the most out of your new device. This course is designed to teach basic iPad use and will include: installation and deletion of apps, mastering Settings, application organization, basics of iCloud, and use of Notes. Creation of calendar events and contacts will also be covered. Participants will be able to ask questions during the "open lab" period towards the end of class.

### **Intermediate iPad**

New to the iPad? If so, let iCreative help you get the most out of your new device. This course is designed to teach intermediate level iPad use and

Select a service to schedule an appointment.

[Beginning iPad](#) \$50

iPad introductory class consisting of 90 minutes of directed instruction and 30 minutes of individual assistance.

[Intermediate iPad](#) \$50

iPad intermediate class consisting of 90 minutes of directed instruction and 30 minutes of individual assistance.

[Advanced iPad](#) \$50

iPad advanced class consisting of 90 minutes of directed instruction and 30 minutes of individual assistance.

[Beginning iPhone](#) \$50

iPhone introductory class consisting of 90 minutes of directed instruction and 30 minutes of individual assistance.

[Intermediate iPhone](#) \$50

iPhone intermediate class consisting of 90 minutes of directed instruction and 30 minutes of individual assistance.

[Advanced iPhone](#) \$50

iPhone advanced class consisting of 90 minutes of directed instruction and 30 minutes of individual assistance.

[Beginning Mac](#) \$50

Mac introductory class consisting of 90 minutes of directed instruction and 30 minutes of individual assistance.

[Intermediate Mac](#) \$50

Mac intermediate class consisting of 90 minutes of directed instruction and 30 minutes of individual assistance.

[Advanced Mac](#) \$50

Mac advanced class consisting of 90 minutes of directed instruction and 30 minutes of individual assistance.

[Apple TV](#) \$50

Apple TV class consisting of 90 minutes directed instruction with 30 minutes individual assistance.

[Unleash iOS 7](#) \$50

Mastering the newest operating system for Apple's mobile devices, iOS 7.

[Mastering Mavericks](#) \$50



Indian Ridge  
COUNTRY CLUB





Indian Ridge  
COUNTRY CLUB





Indian Ridge  
COUNTRY CLUB





[www.apple.com/ios/whats-new](http://www.apple.com/ios/whats-new)

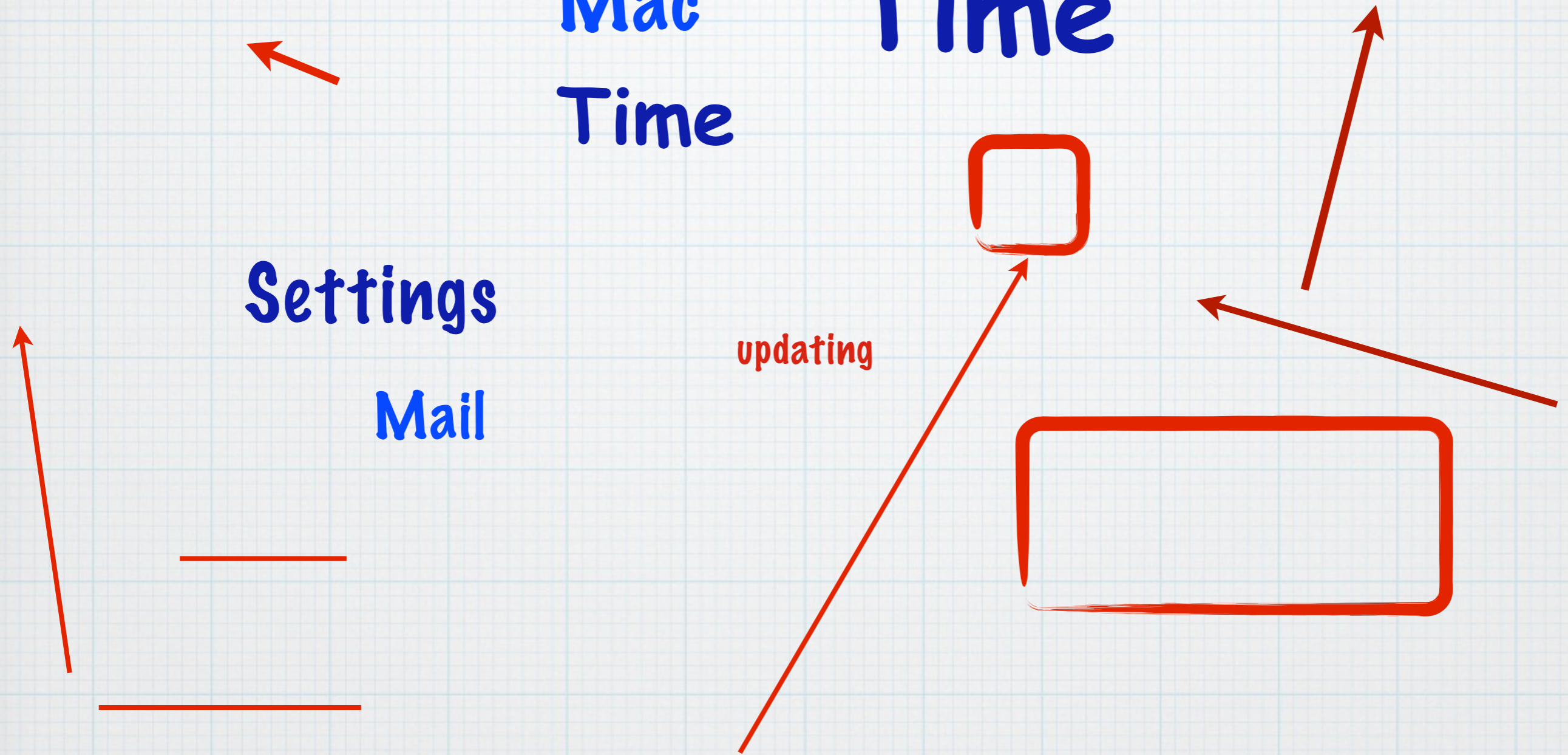
Mac Time

Time

Settings

Mail

updating





# OS X Mountain Lion

Download this presentation at:

[rmug.weebly.com/2012-rmug-meeting-handouts.html](http://rmug.weebly.com/2012-rmug-meeting-handouts.html)

Time for your  
Questions!



## Watch the OS X Mountain Lion video.

See some of the great new features for your Mac. And find out how they work with iPad, iPhone, and iPod touch.

[Watch the video ▶](#)



<http://www.apple.com/osx/>



Indian Ridge  
COUNTRY CLUB

