



An Introduction to MobileMe

Why use MobileMe?

**Everything you need,
all in one place.**

Me.com gives you a full suite of ad-free web applications — Mail, Contacts, Calendar, Gallery, iDisk, and Find My iPhone* — all accessible from a browser on any Mac or PC. Check your email, add new contacts to your address book, manage your calendar, create an album of your vacation photos, and access and share those big presentation slides. Even locate your lost iPhone or iPad. Just sign in at www.me.com from any computer.





MobileMe - Your Storage Area on "The Cloud"

What is The Cloud?

Just Apple's fancy name for huge data banks you can access on the Internet.

You receive 20 GB of storage, enough for 7,000 high resolution photos or a million e-mails & text.

Accessible at: www.me.com



On MobileMe at www.me.com -

You can read your e-mails, check your Calendar or find Contact information in your AddressBook on any computer connected to the Internet.

But in this age, that is not so important.

Many of us use our MacBook, iPhone or iPad for these tasks when away from home.



Far more important to me is the auto-synchronization that occurs.

When I make an addition to my calendar or Contacts on my iMac, it automatically appears on my wife's MacBook, our iPhones and iPad.

And visa-versa, instantly! I'm always up to date.

You can also do this by manually syncing in iTunes, but this is a huge daily hassle.



The same for finding documents I have stored.
This is very valuable when you have homes in Palm
Desert and in Seattle, as well as a boat.

No more worries about backing-up up files
(although I still use Time Machine!) or storing
important files on a Thumb Drive.



To this, add the extra goodies Apple throws in:

- > Photo Galleries
- > Public Sharing of Files & Photos
- > Find my iPhone (or iPad)

I couldn't imagine life without MobileMe!



Enough of the talking,
let's take a tour

Me.com. The website that's all about you.

At work, at home, or at a friend's house, me.com gives you easy access to your most important stuff — email, contacts, calendars, photos, and files — from one place on the web. And since any changes you make on me.com are stored in the cloud, you can see them on all your other devices, too.



Sign in to me.com from any computer, Mac or PC.

The easy way to keep your iPhone, iPad, Mac, and PC in sync.

It automatically syncs your email, contacts, and calendars over the air across all your devices. It helps you find your lost iPhone or iPad. And that's just the beginning of what MobileMe can do for you.

www.ME.com





Works with the desktop applications you know well.

MobileMe keeps your data in sync across the applications you use every day — Mail, Address Book, and iCal on a Mac; Microsoft Outlook on a PC (Windows 7, Windows Vista, or Windows XP); and the built-in apps on your iPhone, iPad, or iPod touch. All your information stays up to date and is right where you want it, so there's no need to learn new software or change your day-to-day routine.

Mail, Contacts & Calendar
were the original sections



Mail



Contacts



Calendar



Gallery



iDisk



Find My iPhone

But today there are six
sections to MobileMe

mobileme



Sign in with your Apple ID

Keep me signed in for 2 weeks

name@example.com

Password

Sign In

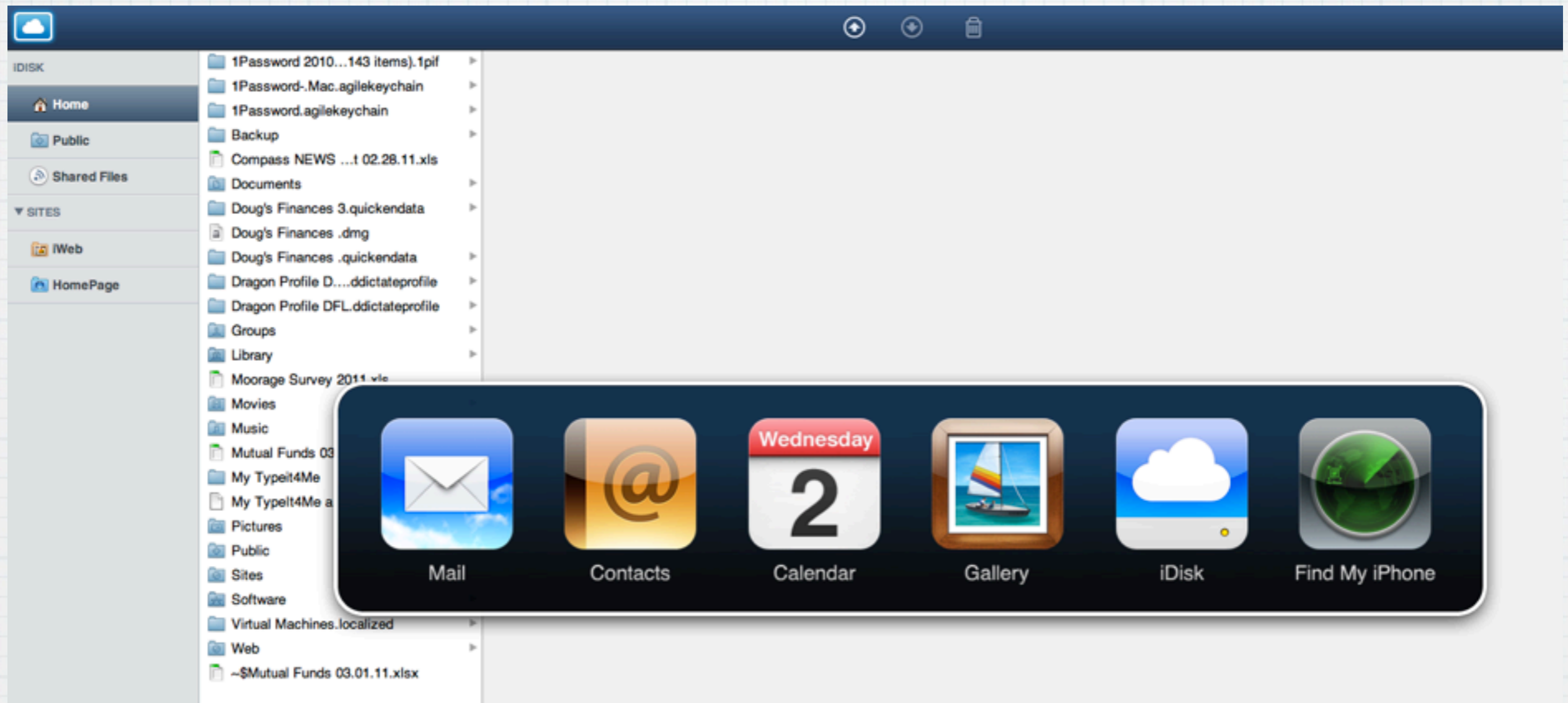


MobileMe News

New features, tips, important updates, and more. It's your best source for what's new.

Sign in at: www.me.com

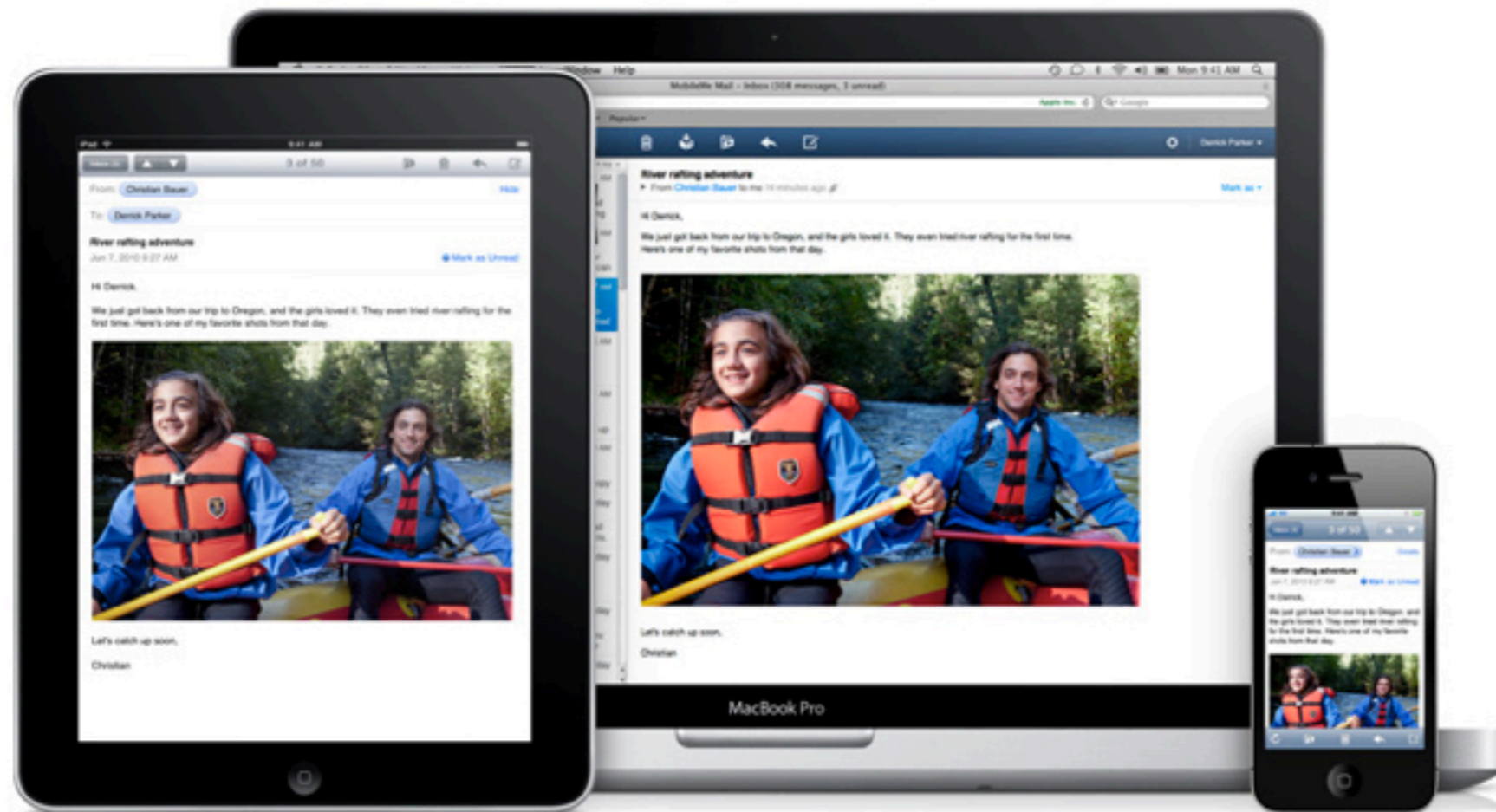




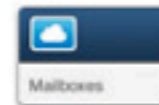
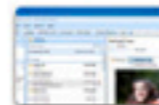

Once you open MobileMe
You have six choices, we'll
explore Mail first ...



Mail



MobileMe keeps your email in sync across all your devices.



Email that's always in sync.

When you join MobileMe, you get a me.com email account that's always up to date and in sync, no matter where you check it. MobileMe constantly looks for new messages, so you don't have to. They're pushed to your iPhone, iPad, and iPod touch automatically, and you're notified as soon as they arrive.

You'll also notice that the inbox on your iPhone or iPad looks a lot like the inbox on your Mac or PC. That's because it is. Read messages are marked as read, and all your folders are exactly the way you left them. Your inbox includes spam and virus protection. And you can access your MobileMe email from anywhere via a powerful, ad-free webmail app at me.com.

Click on the "Cloud" then Mail to open MobileMe Mail



Mailboxes

- Inbox
- Drafts
- Sent
- Trash
- Junk

Folders

- Junk E-mail
- Notes
- SYC PBR
- SYC Stimson

Switch View Sort by

Apple 10/20/09
The new iMac. With its best display ever. The new iMac The ultimate all-in-one. Now with the ultimate display.

Doug Gmail 09/09/09
Fwd: 5th Edition Burgee Book Update Attac...
Sent from my iPhone Begin forwarded message: > From: DavidKutz@aol.com >

Washington State Parks PI... 09/08/09
South Sound Marine State Park Planning
Dear Washington State Parks Seasonal Mooring Pass Holder, State Parks is

MobileMe 06/18/09
An important service message for MobileM...
Dear MobileMe member, We're pleased to announce the availability of new MobileMe


Jill Ginn 06/14/09
RE: SYC 2008 International Golf Cruise - 116
Hi Doug! How are you? If the mugs are exactly the same, 96 mugs, with two color

MobileMe 02/26/09
An important service message for MobileM...
Dear MobileMe member: Over the past few months, we have been working hard to make

donotreply@apple.com 02/24/09
Your Apple invoice # 9706860681
INVOICE RECEIPT Dear Apple Customer, Thank you for shopping at the Apple Store! If

J MOTTOLA 01/26/09
RE: Washington State Parks Moorage Permit
Doug, Thanks for the heads up. My 2009 state parks moorage permit is already

South Sound Marine State Park Planning
From Washington State Parks Planning to Herzog, Peter (PARKS) 09/08/09 (7)



Dear Washington State Parks Seasonal Mooring Pass Holder,

State Parks is beginning a planning project to improve and explore expansion of boating opportunities in south Puget Sound. You likely know boat access parks, as well as undeveloped properties on south Sound waters. As a frequent visitor, we would like your input on how best to experience as a whole. That is from trip planning, launching/embarking, to arriving at park destinations and finding information and interpretation.

Parks in the project area include:

- Kopachuck
- Cutts Island
- Penrose Point
- Joemma Beach
- Haley Property (undeveloped)
- Jarrell Cove
- Stretch Point (on Stretch Island)
- McMicken Island
- Harstine Island
- Hope Island
- Eagle Island

Our planning system includes several stages with opportunities for your input at each stage. We have several ways to participate that suit you:

1. Simply respond to this message with your ideas and suggestions for us to incorporate into the planning process [Kopachuck.JarrellCove.P...](#)
2. Follow the process on our project website and provide e-mail input when you wish www.parks.wa.gov/plans/kopachuck-jarrellcove
3. Attend a planning workshop near you and participate in person (see initial workshop dates and locations below)

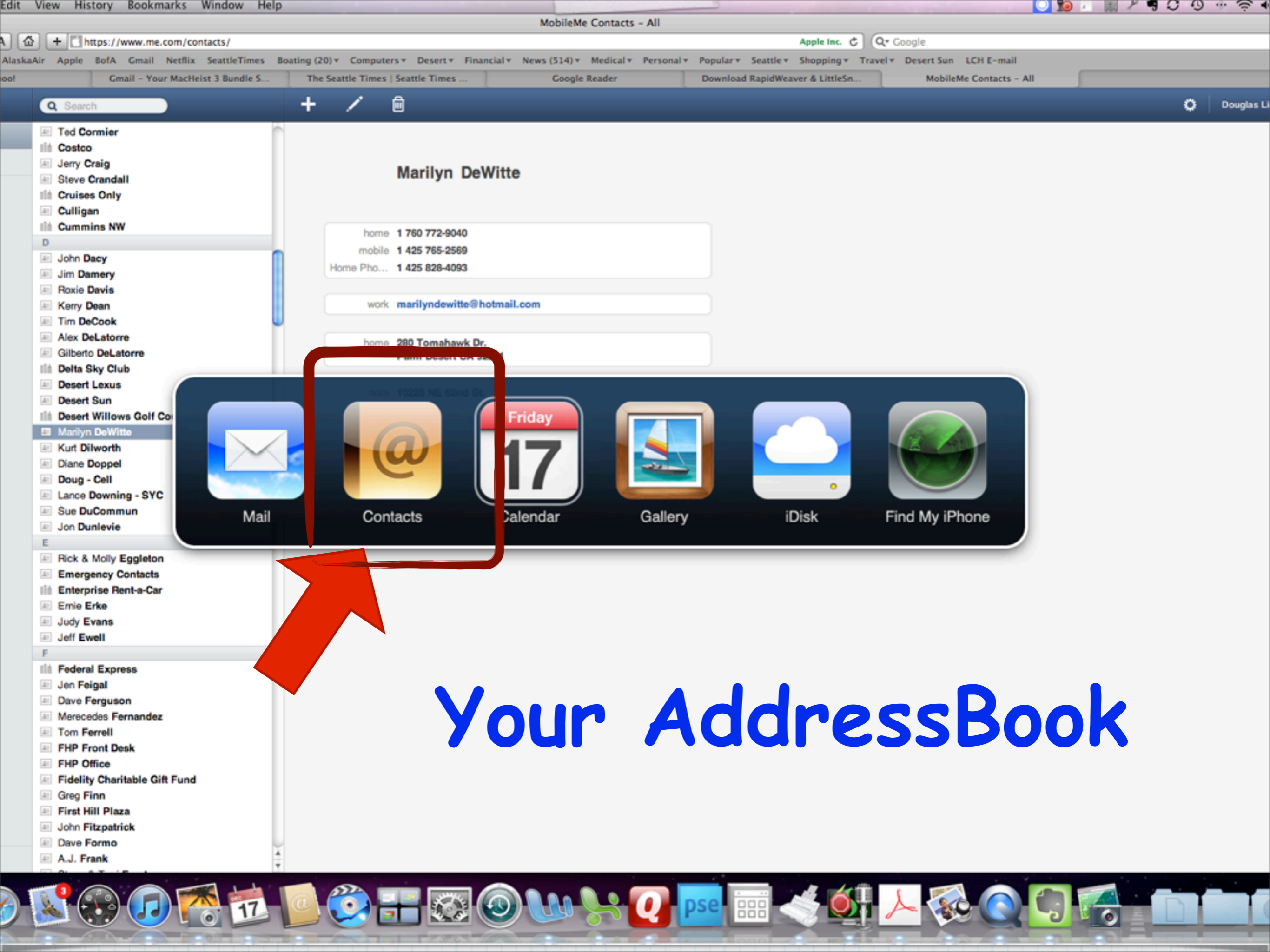
If you would like to receive e-mail project updates, you can subscribe simply by responding to this message with your input. With no response we will assume you do not wish to receive updates.

For more information contact Peter Herzog, Parks Planner at (360) 902-8652. Thanks and we hope to hear from you soon!

Upcoming Planning Workshops

September 21, 2009, 6:30 – 8:30 PM Kopachuck Middle School Cafeteria	September 22, 2009, 6:30 – 8:30 PM Key Peninsula Middle School
---	---

MobileMe allows you to open your Mail from anyone's computer

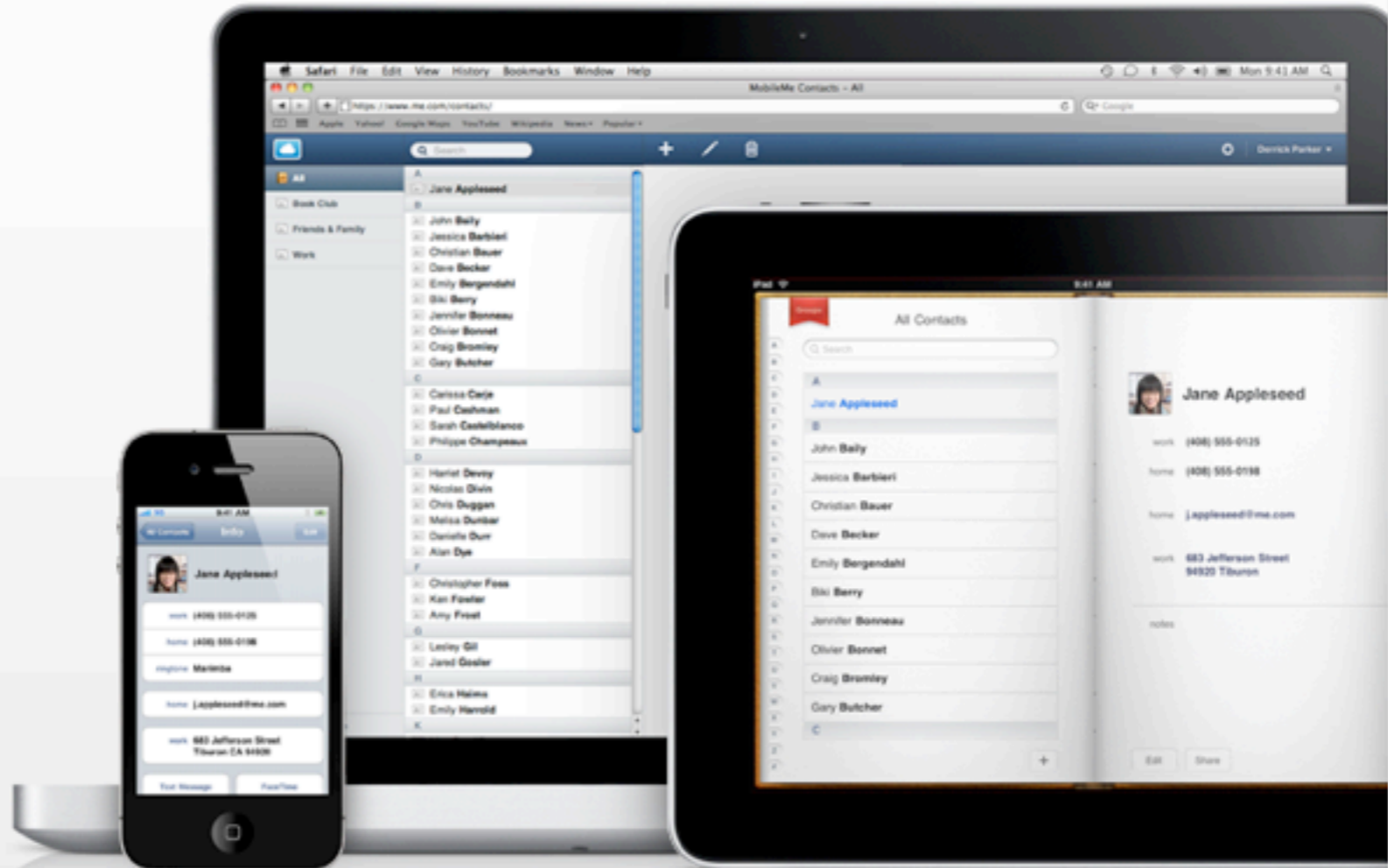


Your AddressBook



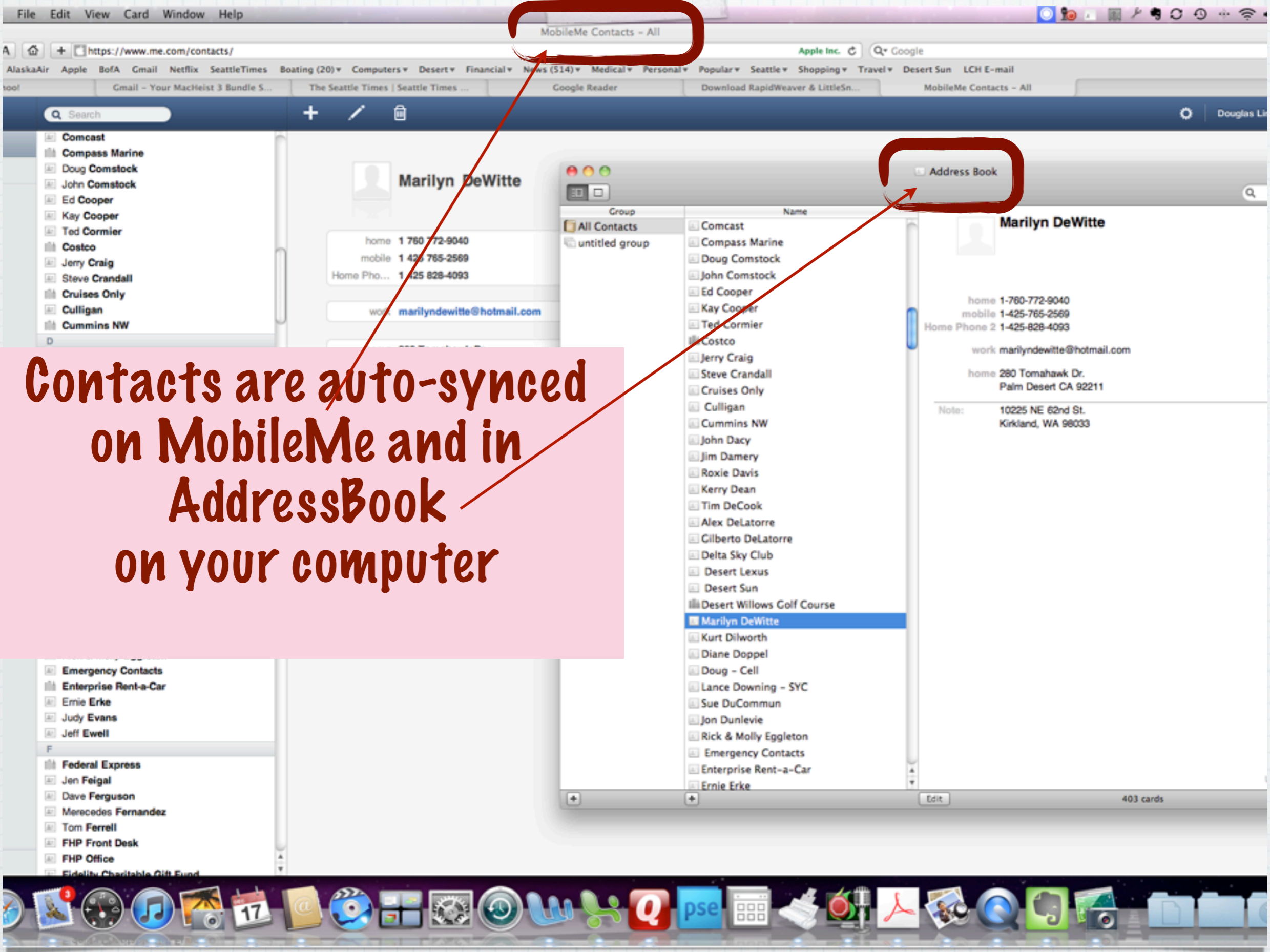
Contacts

Access your contacts wherever you are. [Learn more](#) ▶



[View MobileMe features](#)



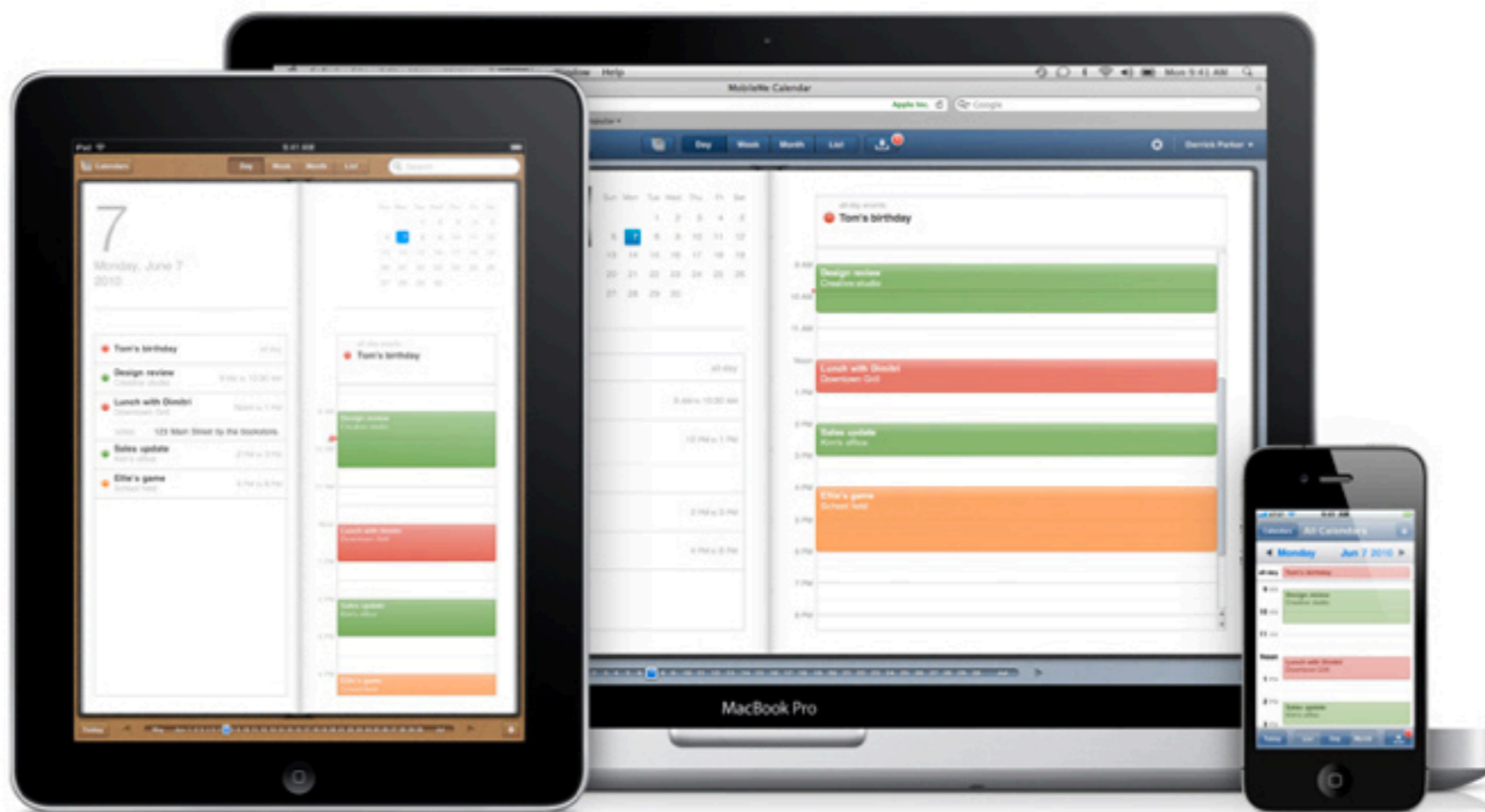


**Contacts are auto-synced
on MobileMe and in
AddressBook
on your computer**

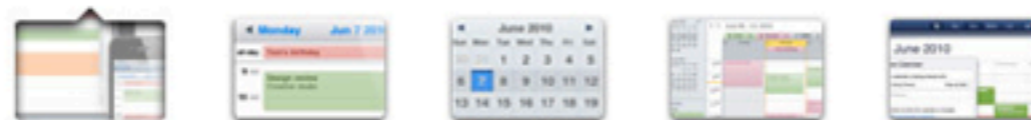


Click on the "Cloud" to open your Calendar

Your Calendar on MobileMe



Keep your calendar up to date and in sync without docking.



Manage your schedule, not your devices.

MobileMe keeps your calendar in sync across your iPhone, iPad, Mac, and PC, and on the web at me.com, so you always know where you need to be and when you need to be there. Change the time for your doctor's appointment on your computer at work, and it updates on your iPhone or iPad — no docking required. Add an event on your iPhone or iPad and it automatically appears in the Calendar application on me.com. You can even share calendars with friends and family who are MobileMe members. As soon as someone adds or edits an event, it syncs over the air across everyone's devices. So you'll never miss a lunch date, soccer game, or important meeting again.

Day Week Month List

December 2010

Sun 28 Dinner here w/ Rothes 6 PM
 Mon 29 Dinner w/ Katherine Ross @ Sa... 6 PM
 Tue 30 Golf @ Silver Rock w/ Ed 9 AM
 Wed 1 DMUG 2 PM
 Dinner w/ Peters @ PF Changs 6 PM
 SYC PB Mtg. & Dinner
 Thu 2 Truly Nolen 5 PM
 Fri 3 IRCC Member Gu
 Huskies @ WSU /

Today
 ON MY MAC
 iCal
 Day Week Month

Changes to Calendars are auto-synced by MobileMe - & in iCal on your computer

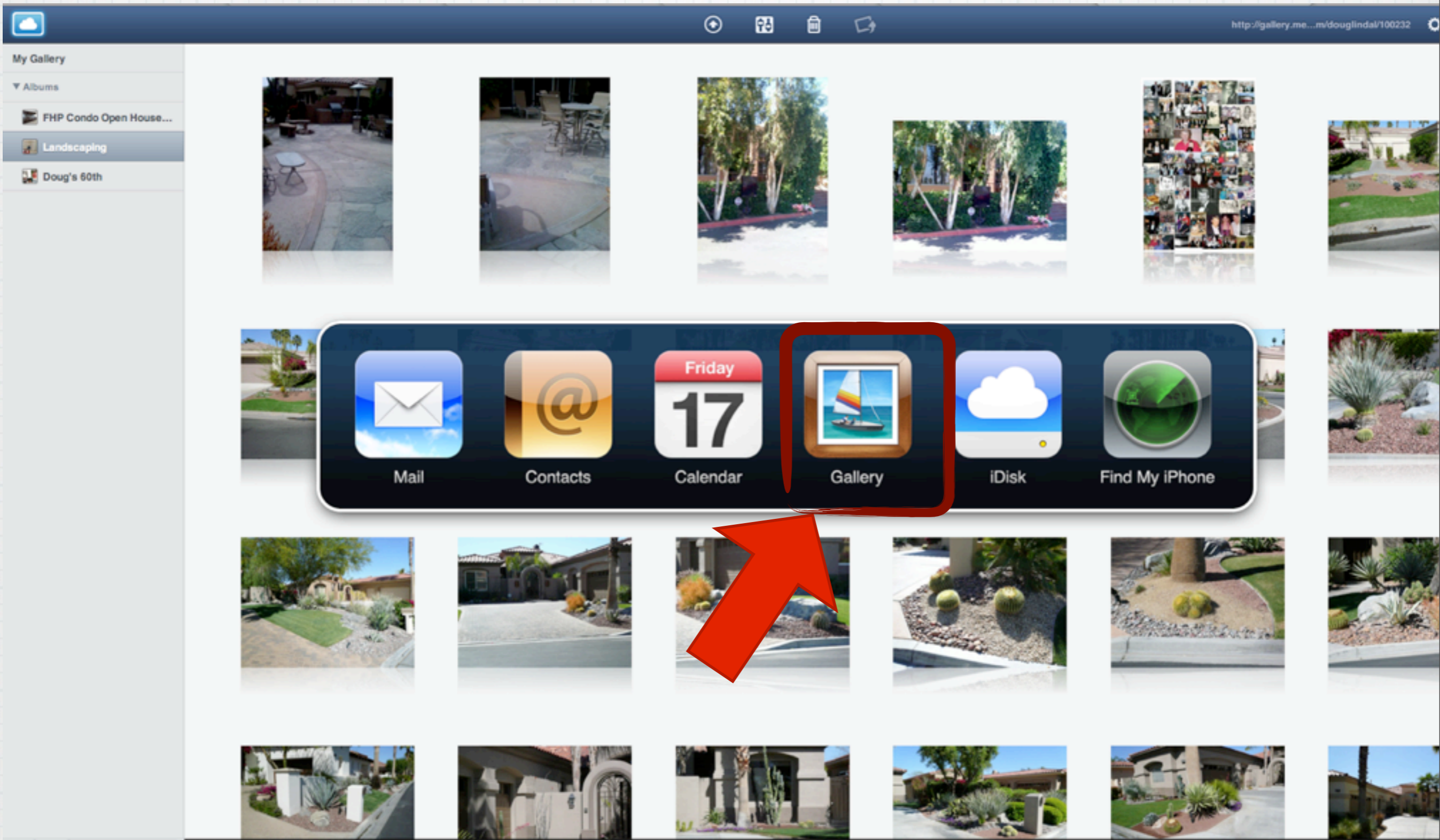
December 2010

Tuesday	Wednesday	Thursday	Friday	Saturday
29 Golf @ Silver Rock w/ Ed	30 DMUG Dinner w/ Peters @ PF Changs	1 SYC PB Mtg. & Dinner	2 Truly Nolen	3 IRCC Member Guest Huskies @ WSU App Bernie, Marilyn & Ar
6 IRCC Focus Group	7 Golf w/ Mike @ WCC @ 9:24	8 Kevin - iPad tour SYC PB & Sail Dinner Dinner w/ Mike & Jan @ Sammys	9 LCH Strategic Retreat Room Temp 9:00AM lunch w/ Renee @ JKs Happy Hour & Jim Stubbs Birthday Cake!	10
12 Help Bernie with move-in and iTunes Dinner w/ Peters & Rothes @ CliffHouse	13 Golf at Desert Willows W/ Ed Moran Terry takes Rothes to airport	14 LCH Sales & Mktg. Mtg. MacBook Air Genius Appt. 1:00PM	15 Ann Harris Hike 6:30 AM Howards Open House	16 Mom 1990 Sharon & Alex - landscaping IRCC Wine Party
19 Nick Skok's Birthday Alaska Air # 553 6:45 pm- 9:29 ... 5 PM Dollar Rental Car Sea-Tac #R...	20 Meet Lowrys @ Bell Sq. 4:30PM	21 LCH Financial Mtg Holiday Buffet @ SYC 8:00PM w/ Mottolas	22 Xmas Dinner at Horizon House	23 Meet w/ Jeff Wilson?
26 Dollar R	27 Dollar Rental Car on Boren Ave #R3162952 \$129/wk	28 Interview Contractors?	29 Triad & Lunch 11:30AM Harbor Club Holiday Dinner w/ friends at Wild Ginger 6:00PM	30 New Year's Day (observed) New Years Eve Party w/ Lowrys @ Swaines
			31 New Year's Day	31 Christmas Christmas Dinner at Carmens

Birthdays
 US Holidays

December 2010

Sun	Mon	Tue	Wed	Thu	Fri	Sat
28	29	30	1	2	3	4
5	6	7	8	9	10	11
12	13	14	15	16	17	18
19	20	21	22	23	24	25
26	27	28	29	30	31	1
2	3	4	5	6	7	8



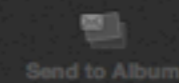
Publish your Photo Albums on MobileMe

The better way to share photos.

When your friends and family visit your MobileMe gallery, they're in for a show. Just upload photos from your computer, iPhone, or iPad and invite people to visit, download their favorites, or contribute their own. And for a whole new way to browse photos on the go, download the MobileMe Gallery app for iPhone, iPad, and iPod touch.




Create a beautiful web gallery of your photos and share them in just a few clicks.



View my Public Photo Gallery at:
<https://gallery.me.com/douglindal>

Print-quality downloads.

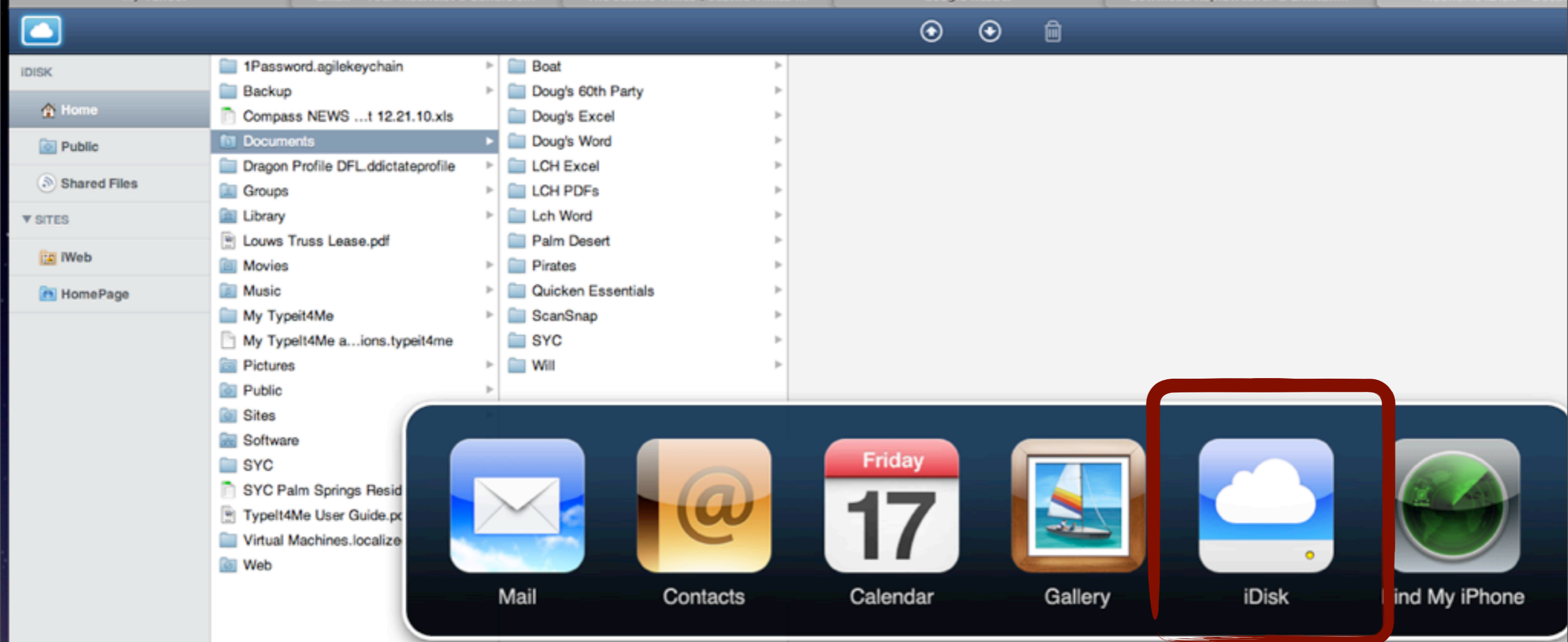
You can allow visitors to download high-resolution copies of their favorite photos right from their browser on a Mac or PC. If they want the entire album, it's as easy as one click. MobileMe compresses the album into a ZIP file for a quick and simple download.



The screenshot shows a web browser window titled "MobileMe Gallery - Family Reunion (40 items)". The address bar shows the URL "https://www.me.com/gallery/#100280". The browser's search bar contains "Apple", "Yahoo!", "Google Maps", "YouTube", "Wikipedia", "News", and "Popular". The main content area displays "Derrick's Gallery" with a list of albums: "Family Reunion", "Surf Trip", "Berlin", "Crissy Field", "Telluride", "Backyard", "iPhone Shots", "Sun Valley", "Bubbles", "Gymnastics", and "Soccer Game". An "Album Settings" dialog box is open over the gallery, showing the following options:

- Album Name: Family Reunion
- Allow:
 - Downloading of photos, movies or entire album
 - Uploading of photos or movies via web browser
 - Adding of photos via email or iPhone
Address will be available after publishing
- Show:
 - Photo or movie titles
 - Email address for uploading photos
- Advanced:
 - Hide album on my Gallery page

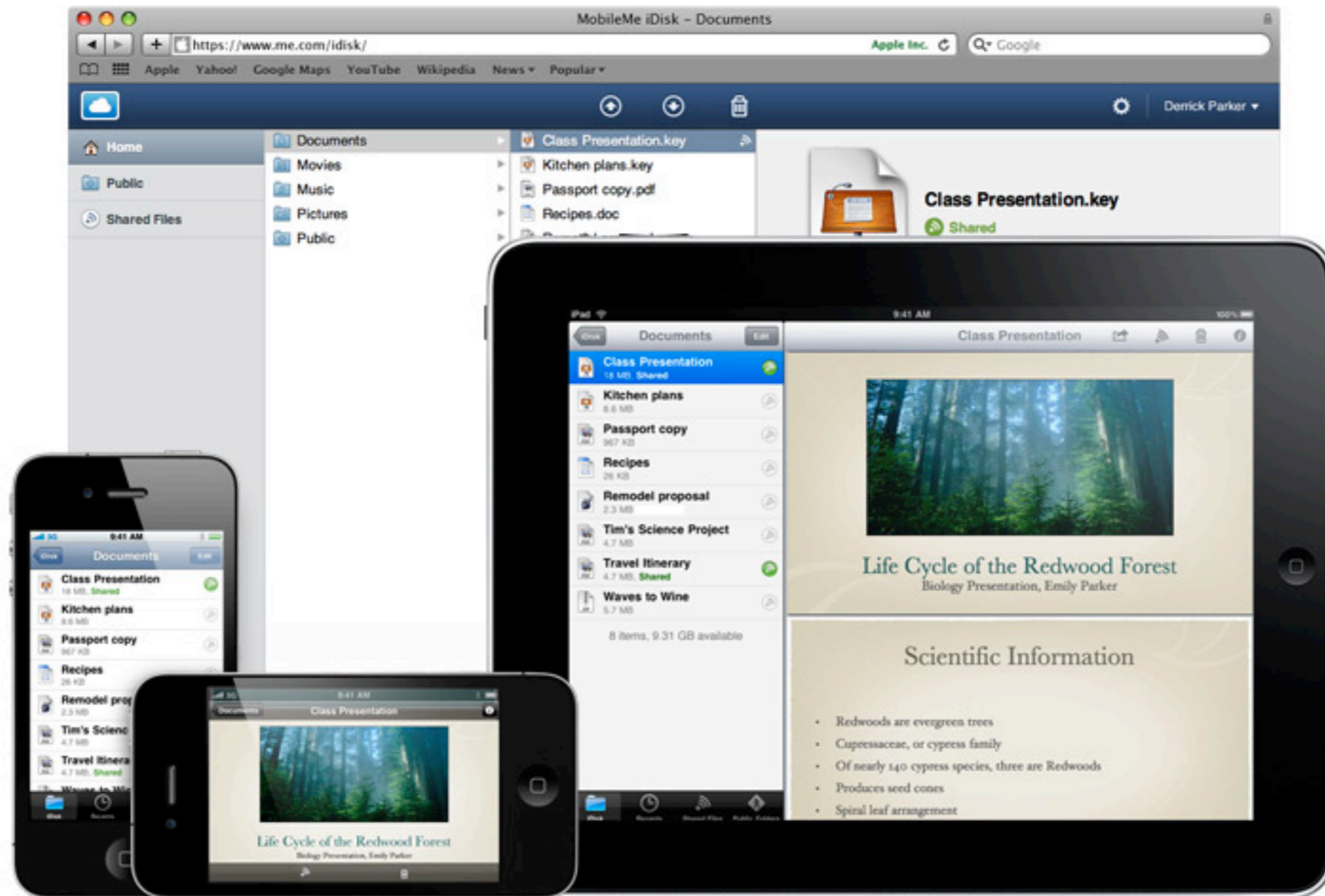
Buttons for "Cancel" and "Publish" are visible at the bottom of the dialog box.



My Hard Drive @ www.Me.com

Your hard drive on the web.

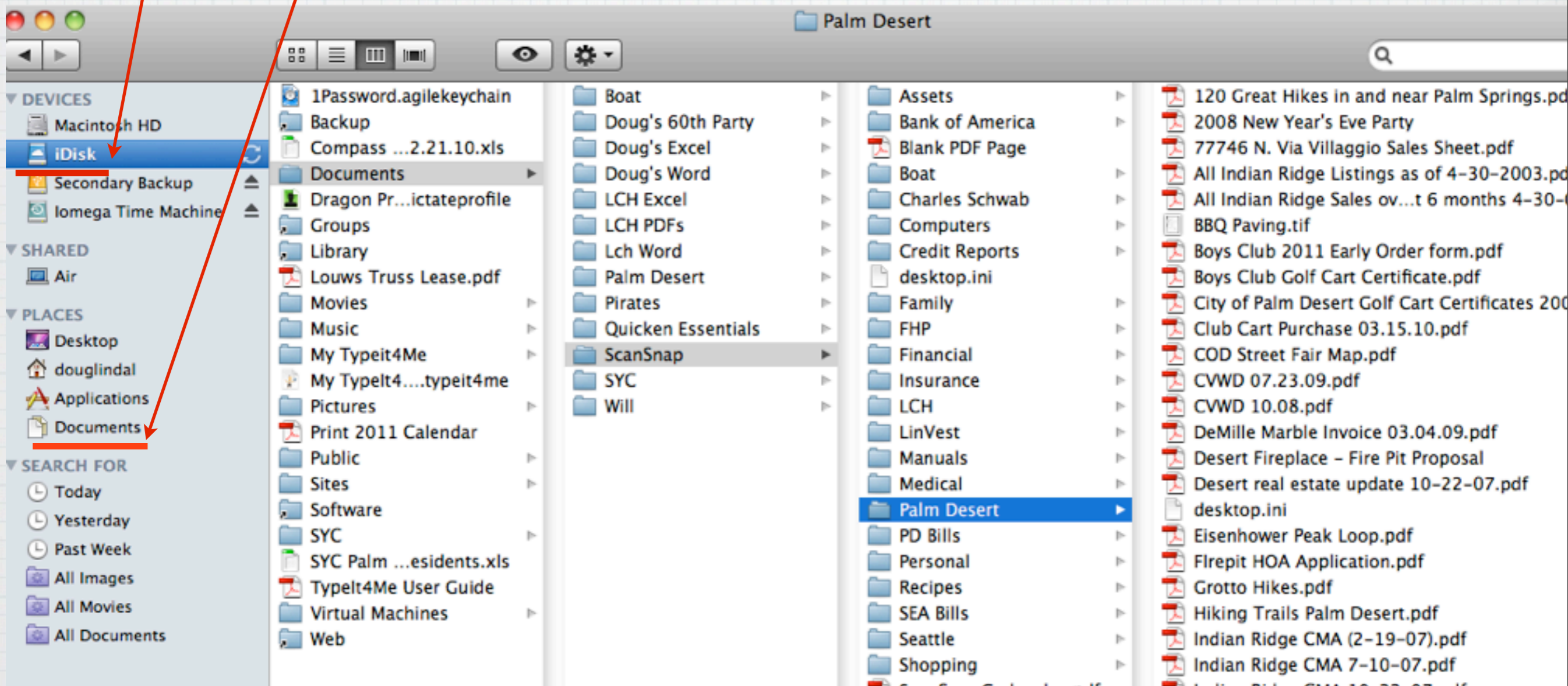
With MobileMe iDisk, it's easy to store, access, and share files online. You have plenty of storage space — even large files are no problem. Just add the files you need to your iDisk, and whatever you upload will be there for you to download using a web browser on any computer or using the iDisk app for iPhone, iPad, or iPod touch.



Store and share important files on the web at me.com or by using the iDisk app.

The Finder Window -

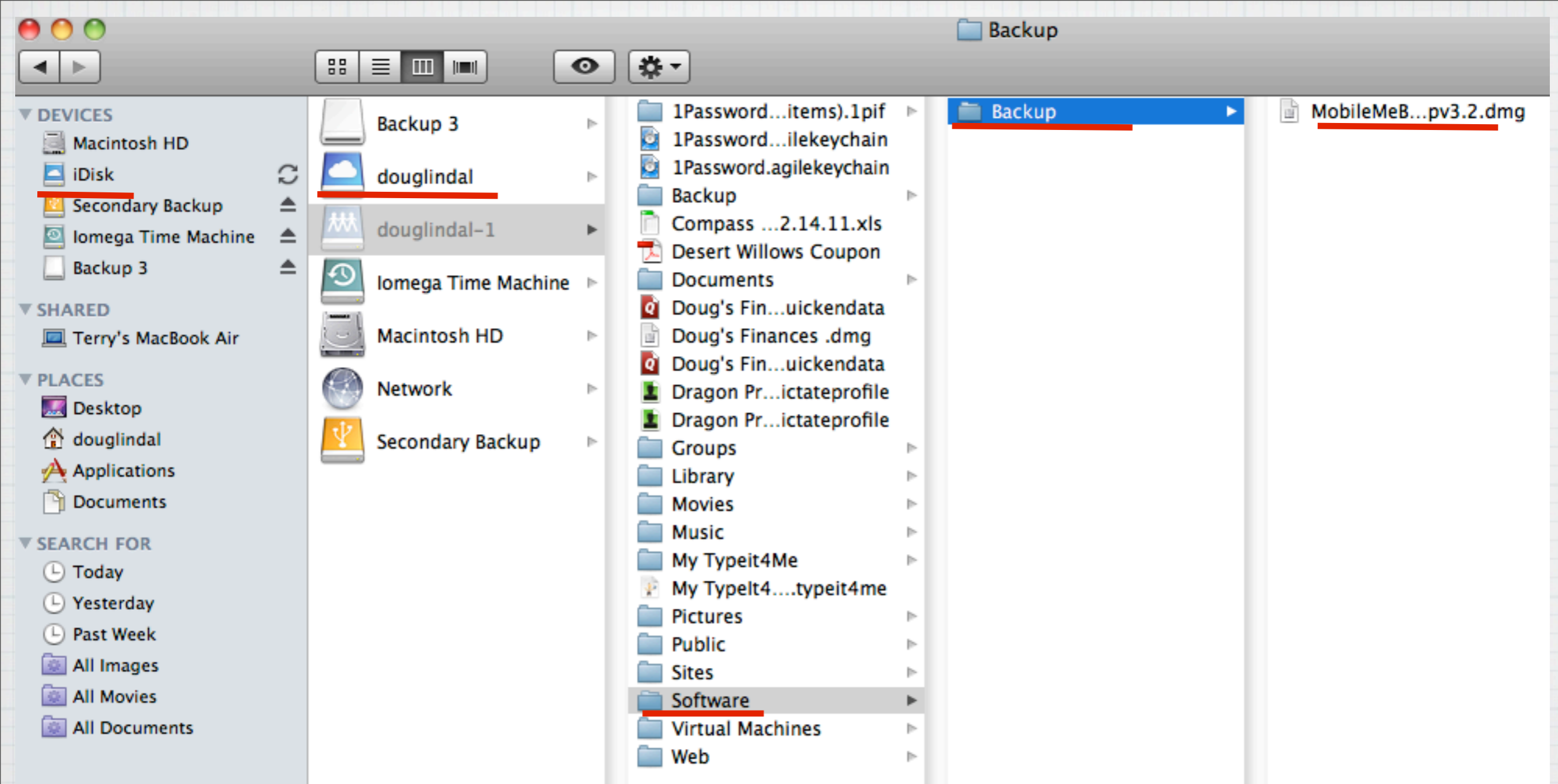
Rather than use the "Documents File" on my Hard Drive, I store all my docs on iDisk in MobileMe so I can access them from anywhere





The MobileMe Backup Utility

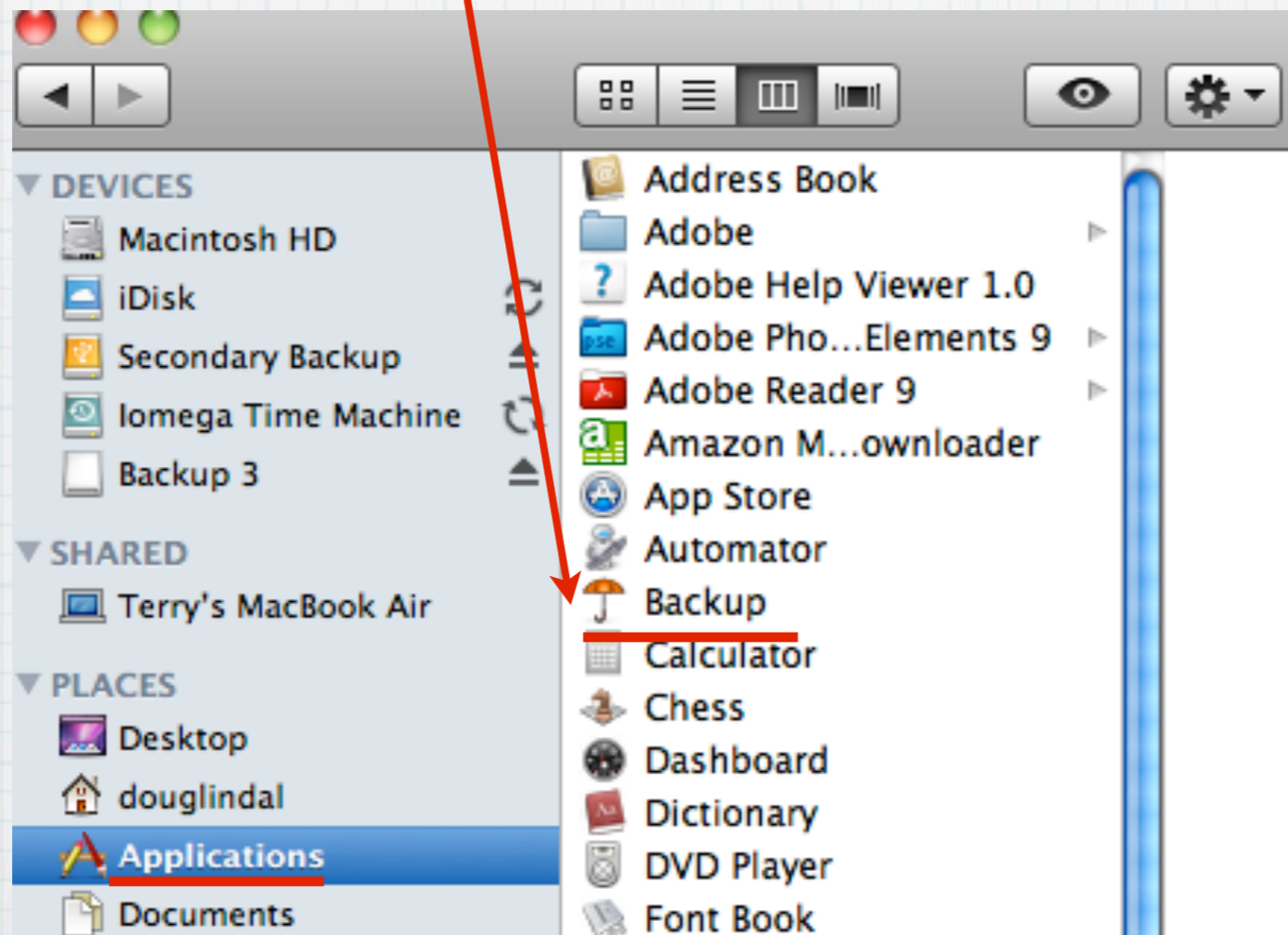
MobileMe Now offers an
automated Backup Utility

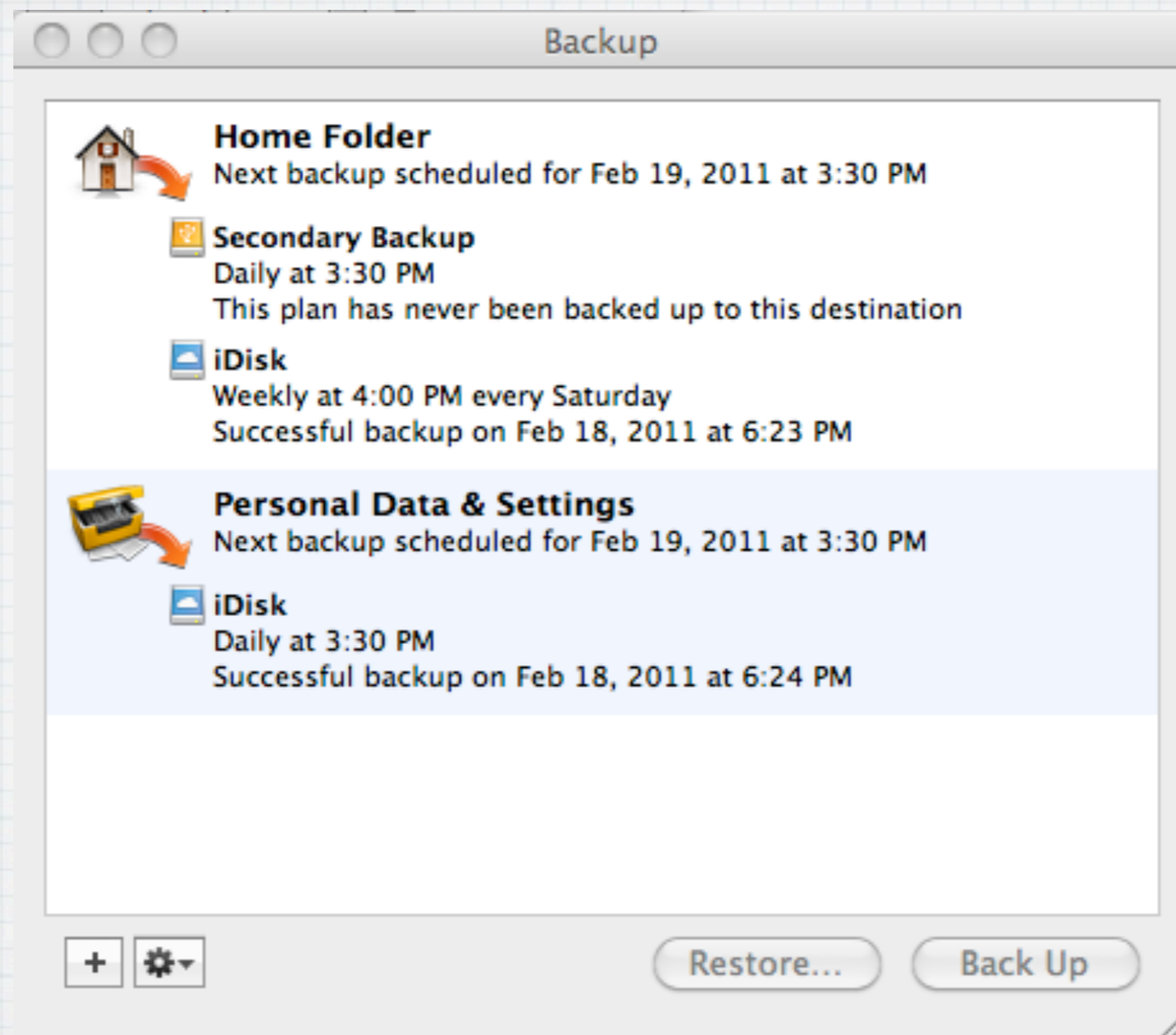


Download the software from iDisk in the Software Folder



Launch Backup from the Dock or the Finder Window





You customize the backup routine -
I backup to both iDisk and a
separate Hard Drive



Home Folder

Next backup scheduled for Feb 19, 2011 at 3:30 PM

Back Up


History

Restore

Backup Items

Item	Size
Documents	—
MY Apps	—


Approx. 5 GB



Scanning...

Destination and Schedule

	Daily to "Secondary Backup" at 3:30 PM Next backup scheduled for Feb 19, 2011 at 3:30 PM	
	Weekly to "iDisk" at 4:00 PM every Saturday Next backup scheduled for Feb 19, 2011 at 4:00 PM	



Back Up Now

You can even customize what you backup - I don't have space to backup my 50 Gb of music & photos to my 20 Gb iDisk account!

MobileMe iDisk - Home

https://public.me.com/derrickparker/ Apple Inc.

iDisk

Public (derrickparker)

- Bob's Speech.pages
- Emily's Flowers.key
- Family Newsletters
- Letter to Craig.pages
- Milea Real Estate.key
- Party Favor Designs
- Posters and Signs.pages
- Reunion Slideshow.key
- RSVP List.numbers**
- Sketches and Budget.numbers
- Weekend Itinerary.pages

RSVP List.numbers

kind Numbers Spreadsheet
size 539 KB
modified Yesterday at 6:08 PM

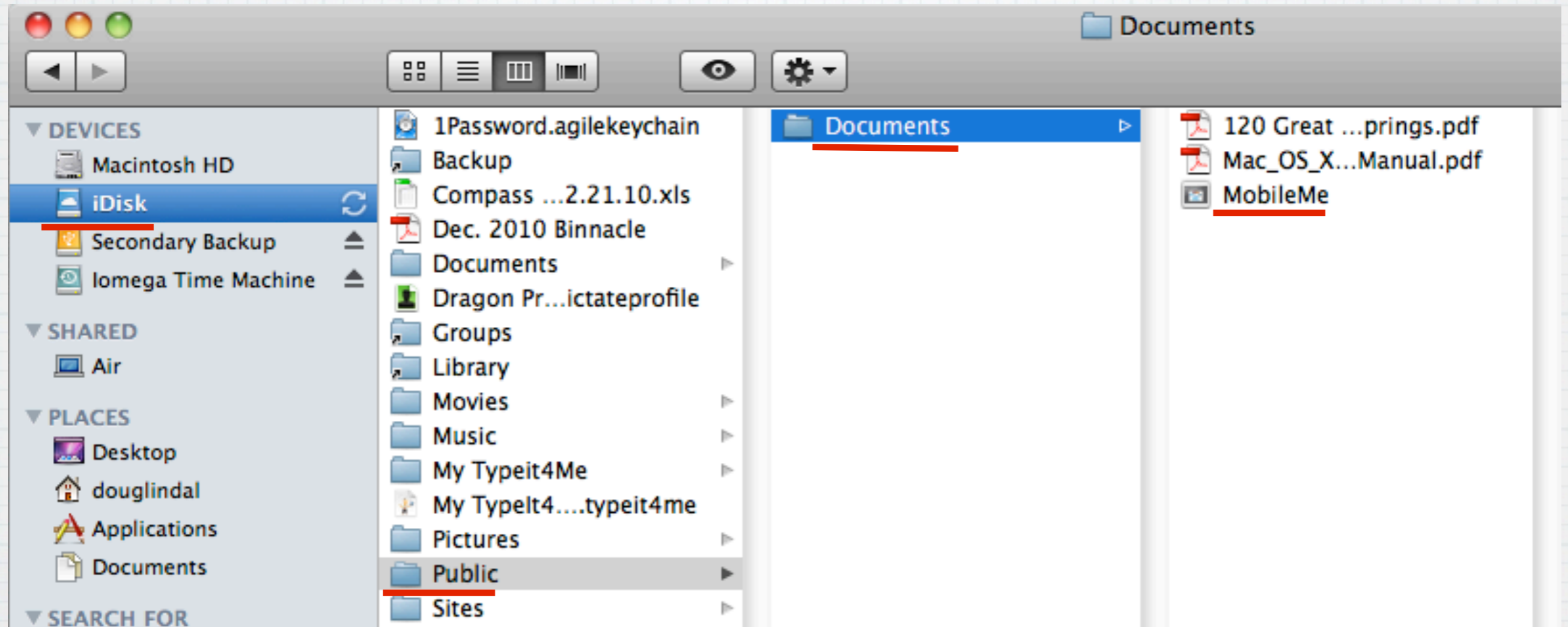
Download

The Public Folder makes working with others easy.

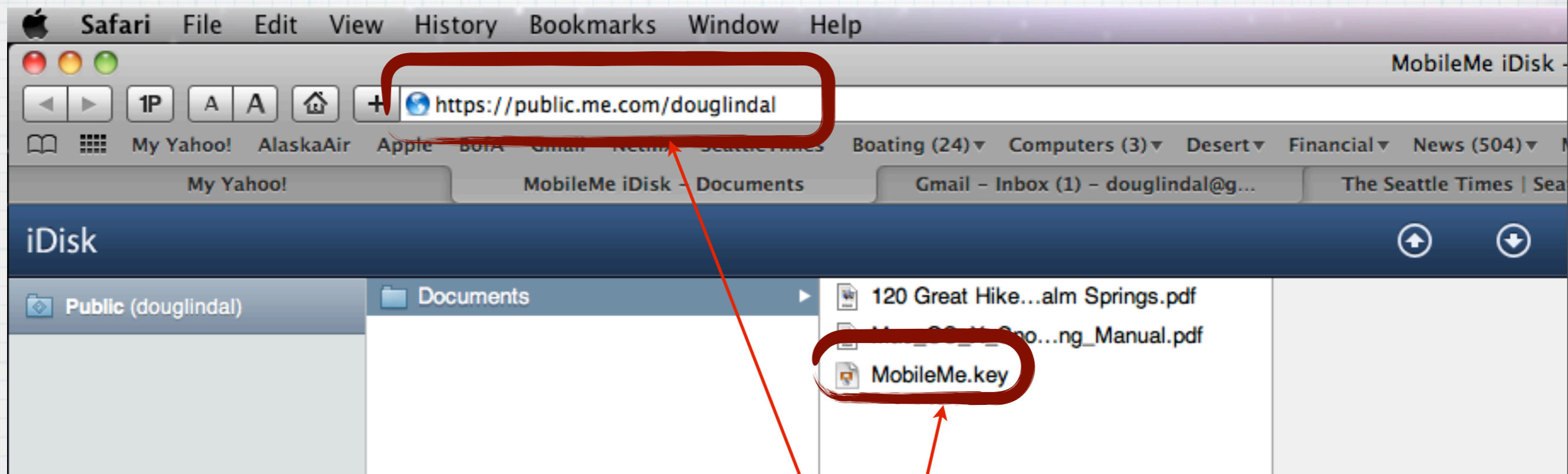
iDisk Public (derrickparker) Share Remodel_propos Pages Document 2 MB Download

Collaborate online.

iDisk includes a Public folder that makes working with others easy. Just add the files you want to share, and your friends and coworkers can access them using a web browser on a Mac or PC. They can download any file in your Public folder to make changes and post their own files, too.



Using Finder, I uploaded
this KeyNote file to my
Public folder on iDisk



Download my KeyNote Presentations:

<https://public.me.com/douglindal>

Share large files.

Sharing files too big to email as attachments is a snap with iDisk. Just upload what you want to share, choose your recipients, and iDisk sends them an email with a link to download the file. You can assign a password to keep your files secure and even set the number of days the download link is available.

Plenty of storage space.

Your MobileMe membership includes 20GB of storage space for all your email, photos, files, and more. Put in perspective, 20GB of space is enough to store nearly 7000 high-quality photos. You can tell MobileMe how much of your 20GB to allocate to Mail and how much to your iDisk. However you split it up, rest assured you'll have plenty of space to store what's important to you.

20 GB of "Cloud" storage is
included with MobileMe

Find your iPhone or iPad.

Sometimes it's your keys. Other times it's your glasses. Misplacing things happens all the time. The good news is, if you misplace your iPhone or iPad, Find My iPhone can help you find it.

Learn how to get [Find My iPhone](#), [Find My iPad](#), or [Find My iPod touch](#) free.



Locate your iPhone or iPad on a map.

If you lose your iPhone or iPad, MobileMe can help you find it with Find My iPhone. Just enable Find My iPhone in the MobileMe settings on your iPhone or iPad.* Then sign in to me.com from any computer or using the Find My iPhone app on another iPhone, iPad, or iPod touch to display its approximate location on a full-screen map.

Our home on Tomahawk Dr.
in Palm Desert



Find My iPhone (or iPad)

Display a message or play a sound to help you find it.

Say you've just used the Find My iPhone feature, and it turns out you left your iPhone or iPad at the doctor's office. Not to worry. You can write a message that will be displayed on your iPhone or iPad. Something like, "Oops, left my iPhone behind. Please call me at 408-999-9999." Your message appears on the screen, even if it's locked. And if the map shows you that your iPhone or iPad is nearby — say, at home under a pile of laundry — yet you still can't find it, you can tell MobileMe to play a sound that overrides the ringer volume or silent setting on your device.

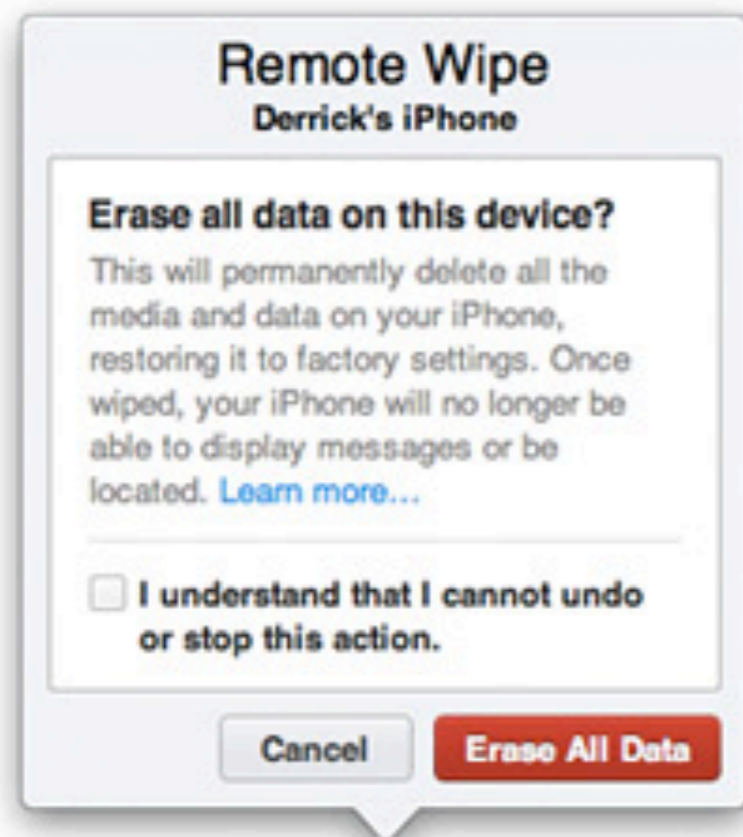
Important Message

Please help return my lost iPad. If found, call 408-555-0198.



Set a passcode lock remotely.

Once you realize you haven't simply misplaced your iPhone or iPad at home, you may want to protect its contents until it's safely back in your hands. Sign in to your MobileMe account and remotely set a four-digit passcode lock to prevent people from using your iPhone or iPad, accessing your personal information, or tampering with your settings.



Protect your privacy with Remote Wipe.

Addresses, phone numbers, email, photos. Your iPhone or iPad contains important and personal information — information you probably don't want in the hands of a stranger. So if you lose your iPhone or iPad and displaying a message on it hasn't resulted in its safe return, you can initiate a remote wipe to restore it to the factory settings.* If you eventually find your iPhone or iPad, you can restore your email, contacts, calendars, and bookmarks by enabling your MobileMe account on your device. Or connect your iPhone or iPad to your computer and use iTunes to restore the data from your most recent backup.

Start a 60-day free trial.

Individual

\$99/year
(After free trial)



An Individual subscription comes with 20GB of combined email and file storage, 200GB of monthly data transfer, and full access to everything MobileMe has to offer.
Sign up today.

Free Trial 



Try it for free, one year
costs \$99 from Apple

Shop All Departments 

Search


Software

Bestsellers

Downloads

Mac

Business & Office



Mobileme Individual Box

by [Apple](#)

Platform: Windows XP Professional / XP Home Edition, Mac, Mac OS X

★★★★★ (15 customer reviews)

List Price: ~~\$99.00~~

Price: **\$64.99** & this item ships for **FREE with Super Saver Shipping**. [Details](#)

You Save: **\$34.01 (34%)**

In Stock.

Sold by [Kasey Great](#) and [Fulfilled by Amazon](#). Gift-wrap available.

Want it delivered Tuesday, December 21? Order it in the next **69 hours and 7 minutes**, and choose **Ordering for Christmas?** To ensure delivery by December 24, choose **FREE Super Saver Shipping**.

[27 new](#)

Or better still, buy at
Amazon.com for \$65!

Start a 60-day free trial.

Individual

\$99/year
(After free trial)



An Individual subscription comes with 20GB of combined email and file storage, 200GB of monthly data transfer, and full access to everything MobileMe has to offer.

Sign up today.

Free Trial



No button to Buy, just the free trial now

Late Breaking News!

Rumor has it Apple will soon make

MobileMe a Free Service -

in fact, you can no longer buy a copy on

their website! Go with the Free Trial

Mac OS X Lion

The power of Mac OS X. The magic of iPad.

We took our best thinking from Mac OS X and brought it to the iPhone. Then we took our best thinking from the iPhone and brought it to iPad. And now we're bringing it all back to the Mac with our eighth major release of the world's most advanced operating system. Mac OS X Lion arrives in summer 2011. Here's a sneak peek at just a few of its features.



Sneak Preview Time!

The next Mac Operating System?

OS X Lion, due out this summer

Launchpad. A home for your apps.

The Launchpad gives you instant access to your apps — iPad style. Just click the Launchpad icon in your Dock. Your open windows fade away, replaced by an elegant, full-screen display of all the apps on your Mac. It takes just a swipe to see multiple pages of apps, and you can arrange apps any way you like by dragging an app icon to a new location or by grouping apps in folders. Downloaded an app from the App Store? Your new app automatically appears on the Launchpad, ready to blast off.



**Mac OS X Lion - LaunchPad
Displays like an iPhone or iPad Screen**



Launchpad



Group your apps any way you like using folders.

Or organize Apps in Folders to
take less screen space

Full-screen apps. A better way to enjoy the apps you love.

On iPad, every app is displayed full screen, with no distractions, and there's one easy way to get back to all your other apps. Mac OS X Lion does the same for your desktop. You can bring an app to full screen with one click, switch to another full-screen app with a swipe of the trackpad, and swipe back to the desktop to access your multi-window apps. And systemwide support for full-screen apps makes them bigger and more immersive. So you can concentrate on every detail of your work, or play on a grander scale than ever before.



Full-Screen Apps - No Distractions!
Just swipe right to left on trackpad

Mission Control. Mac command central.

Mission Control is a powerful and handy new feature that provides you with a comprehensive view of what's running on your Mac. It gives you a bird's-eye view of everything — including Exposé, Spaces, Dashboard, and full-screen apps— all in one place. With a simple swipe gesture, your desktop zooms out to Mission Control. There you can see your open windows grouped by app, thumbnails of your full-screen apps, Dashboard, and even other Spaces, arranged in a unified view. And you can get to anything you see on Mission Control with just one click. Making you the master of all you survey.



**Mission Control, combines Exposé,
Spaces, Dashboard - all in one place**



Mail 5

A whole new way to look at email.

Just like Mail on iPad, Mail 5 in Mac OS X Lion features a new layout that takes advantage of the widescreen display on your Mac. You see the messages in your inbox as well as a full-height preview of the selected message. The new Mailbox bar gives you one-click access to your favorite folders. Mail 5 also includes a powerful new way to search that makes finding what you're looking for quick and easy, even in the largest of inboxes.



**Mac OS X Lion - A new version
of Mail like on the iPad**



Keep the conversation flowing.

Mail 5 also introduces Conversations, a natural new way to read and manage email that automatically groups messages from the same conversation — even if the subject changes along the way. Just click a conversation in your inbox to reveal a streamlined feed of individual messages in chronological order, and easily file or delete an entire conversation.

The new Mail program
groups emails together in
Threads or Conversations



All-new FileVault

A new level of security.

Keep all the data on your Mac even more secure with XTS-AES 128 data encryption at the disk level. Initial encryption is fast and unobtrusive — it encrypts everything in the background while you work. FileVault also encrypts for your external drives, and provides the ability to wipe all the data from your Mac instantaneously.



Mac OS X Lion - a higher level of encryption security for your data



AirDrop

Send it by air.

With AirDrop in Mac OS X Lion, you can send files to anyone around you — wirelessly. AirDrop doesn't require setup or special settings. Just click the AirDrop icon in the Finder sidebar, and your Mac automatically discovers other people nearby who are using AirDrop. You'll even see contact photos for those who are already in your Address Book. To share a file, simply drag it to someone's name. Once accepted, the file transfers directly to the person's Downloads folder. When you're done with AirDrop, close the Finder and your Mac is no longer visible to others.

AirDrop, smoothly sends your files or photos to others, wirelessly - but you don't need a wireless network



Resume



Pick up exactly where you left off.

If you've ever restarted your Mac, you know what's involved. First you save your work, then close all your apps, then spend valuable time setting everything up again. With Resume, that time-consuming process is a thing of the past. Resume lets you restart your Mac — after a software update, for example — and return to what you were doing. With all your apps back in the exact places you left them. In fact, whenever you quit and relaunch an app, Resume opens it precisely the way you left it. So you never have to start from scratch again.*

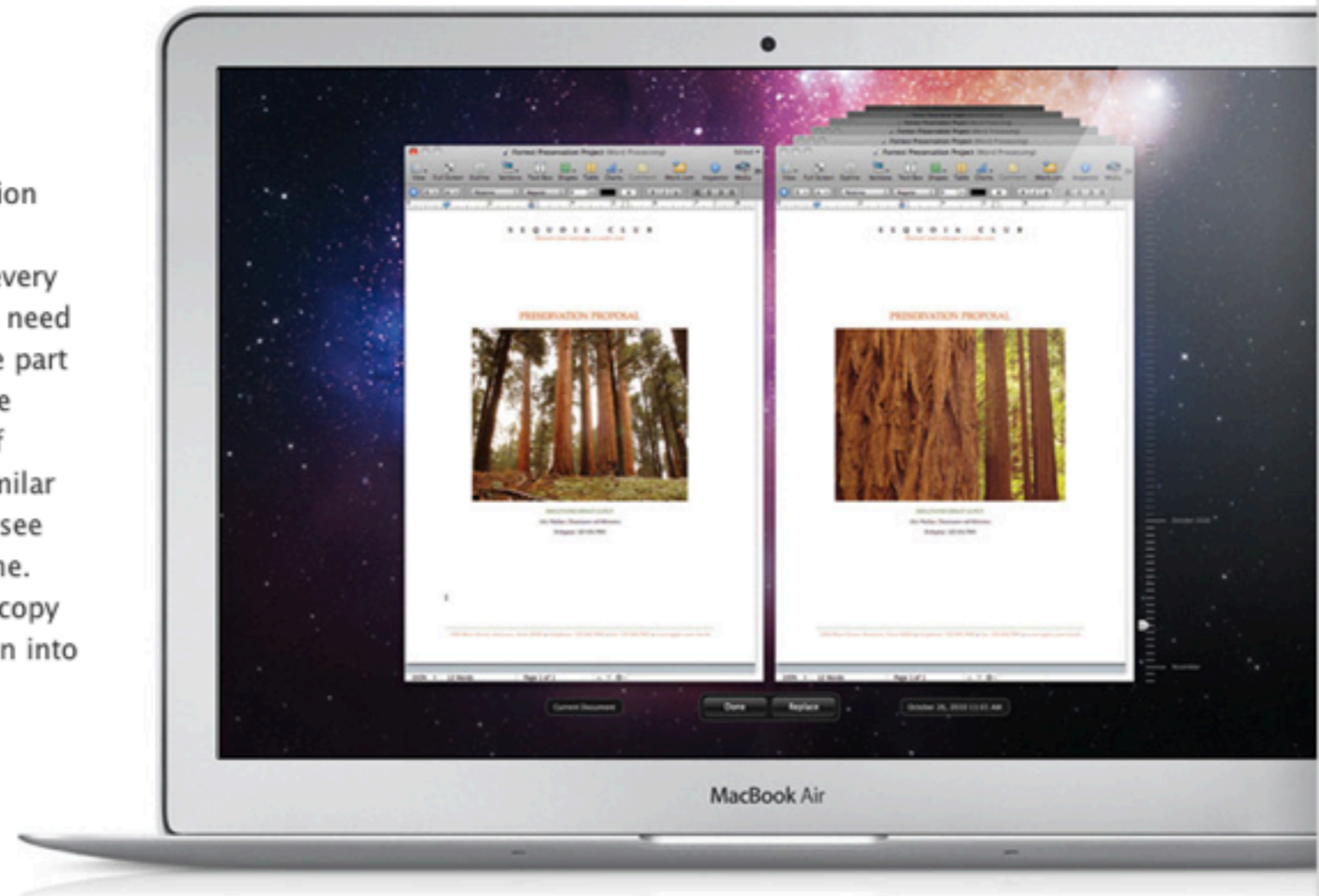
Resume saves your work at shutdown and restarts at same place



Versions

See every step you take.

Versions records the evolution of a document as you create it. Mac OS X Lion automatically creates a version of the document each time you open it and every hour while you're working on it. If you need to revert to an older version or retrieve part of a document, Versions shows you the current document next to a cascade of previous versions — in an interface similar to that of Time Machine — so you can see how your work looked at any given time. You can revert with a click, or quickly copy and paste work from a previous version into the current version.*



Versions saves each change to your work so you can revert back easily, like Time Machine



Auto Save

Past perfect.

Say good-bye to manual saving. Auto Save in Mac OS X Lion automatically saves your work — while you work — so you don't have to. Lion saves changes in the working document instead of creating additional copies, making the best use of available disk space. The lock feature prevents inadvertent changes from being saved and automatically locks documents after two weeks. And the revert feature returns you to the state the document was in when you last opened it, so you can feel free to experiment with confidence.*

Mac OS X Lion - AutoSave works automatically so you don't have to!



Gestures and animations



More handy ways to interact with your Mac.

Multi-Touch gestures make everything you do on iPad easy and intuitive. Now a richer Multi-Touch experience comes to the Mac. Enjoy more fluid and realistic gesture responses, including rubber-band scrolling, page and image zoom, and full-screen swiping. In Mac OS X Lion, every swipe, pinch, and scroll looks and feels more responsive and lifelike.



Get animated.

Mac OS X Lion introduces smoother, more lifelike responses to gestures.

[See animation in action ▶](#)

Gestures - go to:

<http://www.apple.com/macosx/lion/?sr=hotnews.rss>

to see how it works.

The Mac App Store. Now open.


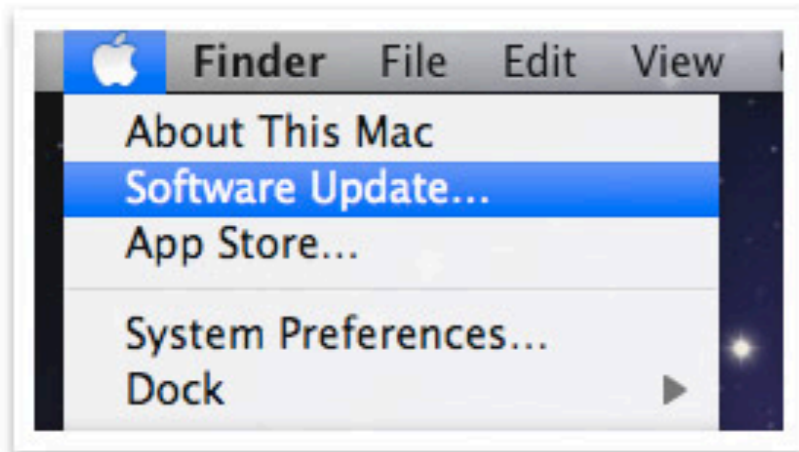
Introducing the best place to discover and buy new apps made just for Mac, right on a Mac. Just like shopping the App Store on iPad, the Mac App Store offers endless possibilities to browse and purchase apps. And it simplifies the way you install apps on the Mac. Just click once, and your new app is downloaded, installed, and ready to go. [Learn more about the Mac App Store](#) ▶



The New Mac App Store - Now Open

How to get the Mac App Store:

The Mac App Store is available as a free software update for Mac computers running Mac OS X v10.6 or later. If you have an earlier version of Mac OS X, you will need to upgrade to [Mac OS X Snow Leopard](#).



1. Update your software.

Click the Apple icon, then choose Software Update. A dialog will appear on your desktop. Click the Install button in the dialog to begin the installation. You will be instructed to restart your Mac to complete the process.

2. Open the Mac App Store from the icon in your Dock.

After you restart your Mac, the Mac App Store icon will appear in your Dock. Simply click the icon to launch the Mac App Store, then enter your Apple ID.

Update your Snow Leopard Operating System to Ver. 10.6.6 and the new App Store Icon will appear on Dock

The screenshot shows the Mac App Store website interface. At the top, there are navigation tabs for 'Featured', 'Top Charts', 'Categories', 'Purchases', and 'Updates'. The main featured section is for 'Aperture 3' with the tagline 'Taking photos. Further.' Below this, there are several promotional banners for 'swackett' and 'Personal Projects'. The central part of the page is a grid of 'New and Noteworthy' apps, including NewsRack (News), Twitterrific for Twitter (Social Networking), Vizati (Games), BusyCal (Productivity), Artboard (Graphics & Design), Hallmark Card Studio (Graphics & Design), Sushi Boy (Games), Camtasia (Video), Radium (Music), Cubetastic (Games), Love & Death: Bitten (Games), and Moxier Wallet (Productivity). Below the grid are sections for 'GAMES' (featuring Live Interior 3D, Bioshock Infinite, and OmmWriter) and 'What's Hot' (featuring Rome Total War Gold Edition, OmniGraffle for Mac, LEGO Harry Potter, DaisyDisk, Call of Duty 4: Modern Warfare, and Precipice of Darkness). On the right side, there are 'Quick Links' for account management and a 'Top Paid' list of apps.



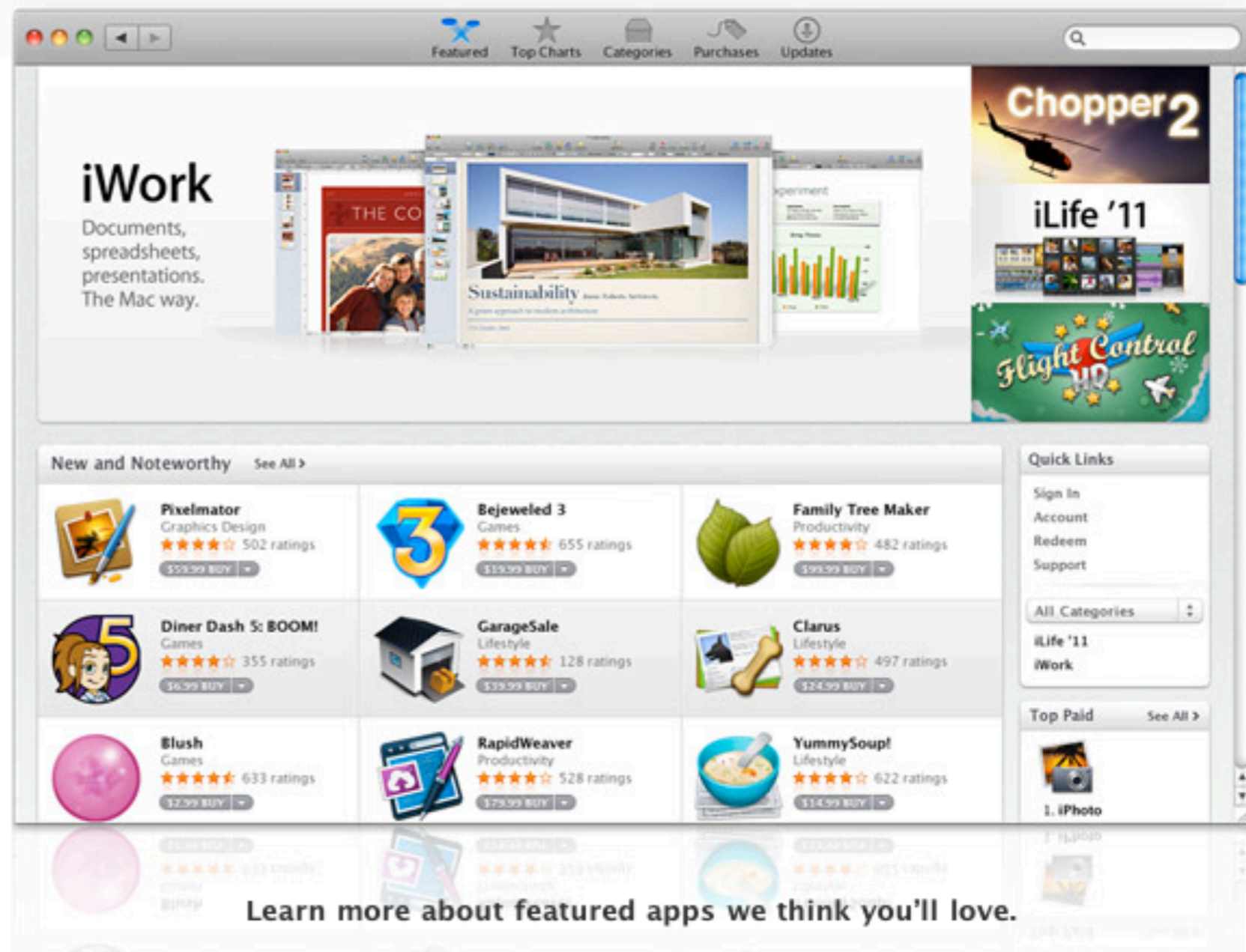
The New App Store on your Mac





Great apps for your Mac. Right on your Mac.

The Mac App Store is just like the App Store for iPhone, iPod touch, and iPad. So it's as easy to find and download Mac apps as it is to add your favorite magazine to iPad or a new game to iPod touch. You can browse Mac apps by category, such as games, productivity, music, and more. Or do a quick search for something specific. Read developer descriptions and user reviews. Flip through screenshots. When you find an app you like, click to buy it.



**Very similar to the App Store in iTunes
- purchase software through Apple with
complete confidence**

Top Paid Apps	Top Grossing Apps	Top Free Apps
 1. iPhoto Apple® View in the Mac App Store ▶	 1. Aperture Apple® View in the Mac App Store ▶	 1. Alpine Crawler Dimension Technics View in the Mac App Store ▶
 2. Angry Birds Rovio Mobile Ltd. View in the Mac App Store ▶	 2. iPhoto Apple® View in the Mac App Store ▶	 2. Fireplace Jesse Lauro View in the Mac App Store ▶
 3. Pages Apple® View in the Mac App Store ▶	 3. Pages Apple® View in the Mac App Store ▶	 3. Doodle Hangman Free EnsenSoft View in the Mac App Store ▶
 4. Sparrow Sparrow View in the Mac App Store ▶	 4. Pixelmator Pixelmator Team View in the Mac App Store ▶	 4. White Noise TMSOFT View in the Mac App Store ▶
 5. iMovie Apple® View in the Mac App Store ▶	 5. iMovie Apple® View in the Mac App Store ▶	 5. Fantastic 4 In A Row... EnsenSoft View in the Mac App Store ▶

Browse available software by **Featured**, **Top Selling** or **Categories** - choose one like **Pages** (Apple's Word Processor)



Pages

Install any app with ease.

The Mac App Store revolutionizes the way applications are installed on a computer — it happens in one step. Enter the same iTunes password you use to buy music and apps on your Mac, iPad, iPhone, or iPod touch. Within seconds, your new app flies to your Dock, ready to go. So you can spend more time enjoying new apps and less time installing them.

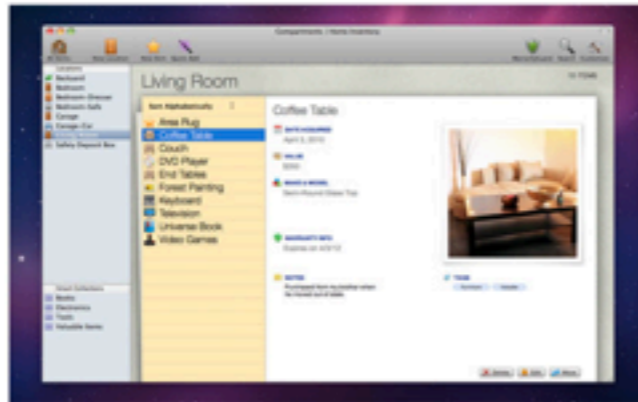
Then read Pages full Description and Customer Ratings & Reviews - and you can download immediately



Great Mac apps. Just a click away.

Over a thousand apps are available on the Mac App Store, with more added every day. Check out a few of our favorites, which you can download right to your Dock.

Home Inventory



Compartments

Know your stuff.

Compartments is an easy-to-use home inventory app that speedily catalogs everything you own, prints inventory reports with a click, and keeps a record of your possessions for insurance purposes — or just to help you remember where everything is.

[Learn more in the Mac App Store](#)

Games



Flight Control HD

Take charge of the sky.

Drag aircraft to their landing fields and avoid collisions in this deceptively simple-to-learn yet challenging game. Aim for your personal high score or compete against others.

[Learn more in the Mac App Store](#)

Utilities



LittleSnapper

Picture-perfect screenshots.

This dedicated tool for designers and developers takes and catalogs screenshots, web shots, and screen captures of

Photo Editors



Pixelmator

Stunning images made simple.

A fast and powerful image editor that's beautifully designed and easy to use, Pixelmator has all the tools,

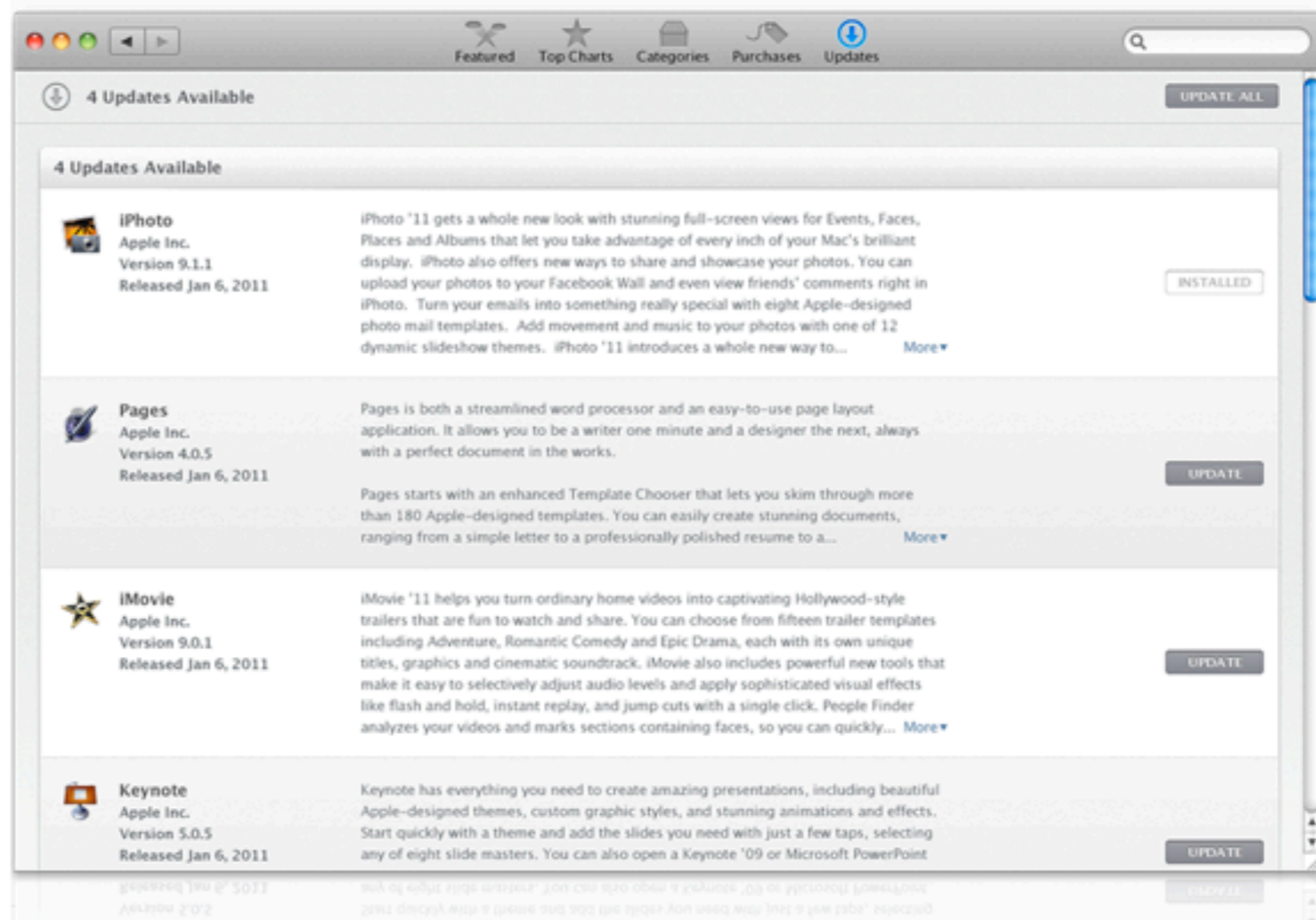
1,000's of Programs already available



7 Apps
need updating

Keep your apps up to date.

Since developers are constantly improving their apps, the Mac App Store keeps track of your apps and tells you when an update is available. Update one app at a time or all of them at once, and you'll always have the latest version of every app you own.



The App Store will even notify you
of any Updates automatically

New Operating System
OS X Lion
the Big Cat!



Check it out for yourself:

<http://www.apple.com/macosex/lion/?sr=hotnews.rss>



AbZahri AbAzizis, Wikimedia Commons

OS X Lion - This will definitely not
be a boring Operating System!



**Time for your
Questions!**





Download this presentation at:

<http://web.me.com/indianridge/RMUG/Downloads.html>