



Welcome to RMUG

Indian Ridge Mac User's Group

Please sign in on the sheet being passed around and add your email address only if:

- this is your first RMUG session,
- your email has changed or
- if you haven't been getting our email blasts.

And please silence your cell phone!!

1

This first presentation of the new season will once again be all about Q&A.

All the stuff that you have asked me that stumped you over the summer.

So sit back and enjoy, no need to take notes - as copies of this presentation will be available on our website at:

www.rmug.weebly.com

And we'll have plenty of time for more questions at the end of the slideshow.

2

The first rule of finding answers?

No, it is not emailing me!

Just type the question into Google!

It's basically what they do when you visit the Genius Bar at the Apple Store.

In past sessions I have given you some Google tips, here are a few more

3

Use quotation marks in Google Search to find a specific phrase.

Quotation marks should be used around a phrase of two or more words. Doing this ensures that it will be searched for as a whole and not picked apart by the search engine. For example, typing **death penalty without quotation marks will also retrieve all items that mention **death** or **penalty**.**

4

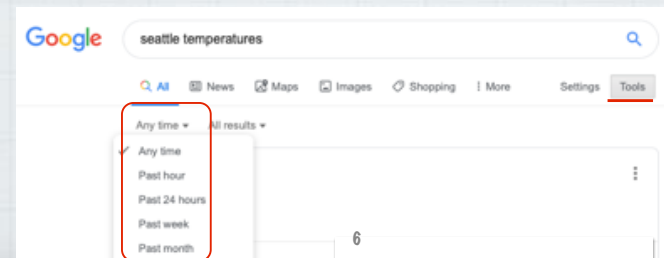
Exclude words with the minus sign

It's frustrating when a search returns oodles of results that have nothing to do with what you're looking for — say, Apple's MacBook line, which includes the MacBook, MacBook Air, and MacBook Pro. Getting too many results for the Air and Pro? Just eliminate them from your search with minus keys (-) **macbook -air -pro** and you'll get more relevant results.

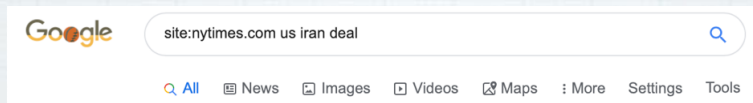
5

Narrow your search to a specific time period.

Put a date restriction on the results by clicking the Tools button under Google's search bar, and then clicking the "Any Time" drop-down. You can narrow your results to the previous week, month, year.



Search your favorite sites with the "site:" operator.



Instead of just Googling **US iran deal** search: **site:nytimes.com us iran deal** to see coverage only from the NY Times - instead of the results getting cluttered with news from other publications.

7

Find the source of a photo with reverse image search.

Sometimes, it can be handy to know where a photo came from. Open Google Images:



Copy/Paste or drag a photo into the search box.

8

A familiar image of Space Needle - where is it from?



Drag Photo into Google Images



Result? The photo is from Wikipedia:

WIKIPEDIA The Free Encyclopedia

Space Needle

From Wikipedia, the free encyclopedia

This article is about the tower in Seattle. For other uses, see *Space Needle* (disambiguation).

The **Space Needle** is an observation tower in Seattle, Washington, United States. It is a landmark of the Pacific Northwest and an icon of Seattle. It was built in the Seattle Center for the 1962 World's Fair, which drew over 2.3 million visitors. Nearly 20,000 people a day used its elevators during the event.^[7]

Once the tallest structure west of the Mississippi River,^[7] it is 605 ft (184 m) high, 138 ft (42 m) wide, and weighs 9,550 short tons (8,660 tonnes). It is built to withstand winds of up to 200 mph (320 km/h) and earthquakes of up to 9.0 magnitude,^[8] as strong as the 1700 Cascadia earthquake. It also

Or just open the Google Advanced Search Window:

www.google.com/advanced_search

Google Advanced Search

Find pages with...

all these words:

this exact word or phrase:

any of these words:

none of these words:

numbers ranging from: to

To do this in the search box:

Type the important words: tricolor rat terrier

Put exact words in quotes: "rat terrier"

Type OR between all the words you want: miniature OR standard

Put a minus sign just before words you don't want: -rodent, -"Jack Russell"

Put 2 periods between the numbers and add a unit of measure: 10..35 lb, \$300..500, 2010..2011

Then narrow your results by...

language: any language

region: any region

last update: anytime

site or domain:

terms appearing: anywhere in the page

SafeSearch: Show most relevant results

file type: any format

usage rights: not filtered by license

Find pages in the language you select.

Find pages published in a particular region.

Find pages updated within the time you specify.

Search one site (like wikipedia.org) or limit your results to a domain like .edu, .org or .gov

Search for terms in the whole page, page title, or web address, or links to the page you're looking for.

Tell SafeSearch whether to filter sexually explicit content.

Find pages in the format you prefer.

Find pages you are free to use yourself.

Advanced Search 10

Best free Video Training?

The very first YouTube video was uploaded April 23, 2005. Well over a billion people use YouTube, owned by Google. 100 hours of video are uploaded to YouTube every minute! A billion videos are watched on YouTube every day. YouTube has terrific videos on all things Apple.

ios 13

mac os catalina

IOS 13 is Out! - What's New? (Every Change and Update)

IOS 13 is now out to all supported devices. IOS 13 features a new dark mode, new photos and reminders app as well as over 200...

IOS 13 2.2 is Out! - What's New?

IOS 13.2.2 is out to everyone on IOS 13 supported devices including: iPhone, iPad with iPad OS 13.2, HomePod and Apple TV.

IOS 13: Top Features & Changes for iPhone

A look at over 20 TOP IOS 13 features. Which new feature is your favorite? - Thanks to TenorShare, creator of Redbox for ...

Best New Features in IOS 13! (And Hidden IOS 13 Features)

What are the best changes in IOS 13? - More Tech Discussions > <https://www.youtube.com/playlist?list=...>

IOS 13 Final Review! A Perfect Update

Final & Ultimate IOS 13 Review. All the best features, speed, hidden features & more before updating! Why you should update on ...

macOS Catalina 10.15: Top Features & Changes for Mac!

A look at over 15 new features for macOS Catalina. Thanks to Intego for sponsoring ProMac on YouTube! Save over 50% on the ...

macOS Catalina is Out! - What's New? (Every Change and Update)

macOS Catalina is now out to all supported devices. macOS Catalina removes iTunes and replaces it with new apps for Music, ...

Top macOS Catalina features!

Subscribe now -> <http://bit.ly/9to5YT> - (Thanks to CleanMyMac X for sponsoring this video. Try CleanMyMac X for macOS: ...

MacOS Catalina Review: One month later. Should you upgrade?

Learn more about CleanMyMac X: <https://bit.ly/20LDW0N> Download CleanMyMac X: <https://bit.ly/33p1UEU> - waited before doing ...

TheMacU.com has 100s of videos

TheMacU.com

Home Free Lessons The Tutorials About Details & Pricing

All Access Login | Contact

Apple In-Depth video tutorials for Apple Devices & Software.

- Get the most out of your Mac, iPad & iPhone!
- Bookmark your favorites for one click access!
- The tutorials will play in any modern web browser.
- Hundreds of HD Video Tutorials with more added regularly!
- You're guided through the video lessons with zooms, pans & highlights.
- TheMacU tutorials are scripted, recorded & edited for clear, concise delivery.
- Log into the All Access members website from any device. (Mac, PC, iOS, Android, etc...)
- Get started viewing all the tutorials with a **7 day free trial**.

Learn Music for Mac TheMacU

macOS Catalina Core Concepts

macOS Catalina What's New

Learn iOS 13 Core Concepts

Learn iPadOS TheMacU

Learn iOS 13 What's New

Use code: **RMUG** for a 50% discount!

Should I upgrade to the new iOS and macOS Operating Systems?

Upgrade your iPhone and iPads without hesitation as iOS is a closed tightly controlled system and gives you full virus protection.

Upgrading your macOS is a little more complicated.

13

- First check to be sure your computer is compatible to the new OS and not too old. (2012 models)
- Back up your computer to Time Machine (doesn't backup with iCloud)
- Consider doing a Clean Install if you have had issues with Auto Install. (Google 'clean install')

14

How do I increase the number of rings on my iPhone?

It's not based on the number of rings, it's based on time (20-25 seconds) and that is controlled by your cellular carrier. Try calling your carrier's Customer Service.

15

Wi-Fi 6? Did I miss the other 5?!

No, Wi-Fi 6 is just a new naming system for the latest Wi-Fi version. Previously they had names like 802.11ac that no one understood! It is apparently 30-40% faster than WiFi 5 (802.11ac) - but will require you to purchase a new router.

Google it for more technical information.

16

Why are some texts green while others are blue?



The short answer:

Blue ones have been sent or received using Apple's iMessage technology, while green ones are "traditional" text messages via SMS or Short Messaging Service by an Android user. But not always

Sometimes the other party is also using an iPhone and I still see green?

- iMessage isn't activated on your device. (Tap Settings, Messages, to check).
- iMessage isn't activated on the recipient's device.
- There's no data network available. If your phone can still connect to a cellular tower, it will default back to SMS.

18

Use Continuity to connect your Mac, iPhone, iPad, iPod touch, and Apple Watch

Move seamlessly between your devices. Don't attempt to understand it - it's just magical!

19

Handoff

Start work on one device then switch to another.



Universal Clipboard

Copy something on one device and paste to another.





Handoff: Start work on one device, then switch to another nearby device and pick up where you left off.



Universal Clipboard: Copy content such as text, images, photos, and videos on one Apple device, then paste the content on another Apple device.



Phone Cellular Calls: Make and receive calls from your Mac, iPad, or iPod touch when those devices are on the same network as your iPhone.



Text Message Forwarding: Send and receive SMS and MMS messages from your iPhone on your Mac, iPad, and iPod touch.



Instant Hotspot: Connect to the Personal Hotspot on your iPhone or iPad (Wi-Fi + Cellular) from your Mac, iPad, iPod touch, or another iPhone, without entering a password.



Auto Unlock: Get instant access to your Mac when wearing your Apple Watch. Just wake up your Mac and you're ready to go—without typing a password.



Continuity Camera: Use your iPhone, iPad, or iPod touch to scan documents or take a picture and it appears instantly on your Mac.



AirDrop: Wirelessly send documents, photos, videos, websites, map locations, and more to a nearby iPhone, iPad, iPod touch, or Mac.



Apple Pay: Shop online on your Mac and complete your purchase using Apple Pay on your iPhone or Apple Watch.

How to Set Up Continuity

Have all devices (Mac and iOS) updated to current operating systems.

Make sure you're signed into the same iCloud account & Wi-Fi network on both devices and Bluetooth is on. Check that Handoff is enabled on your iOS device.

Go to: Settings/General/Handoff

Learn more about Continuity features at:

<https://support.apple.com/en-us/HT204681>

22

Backing up your Photos



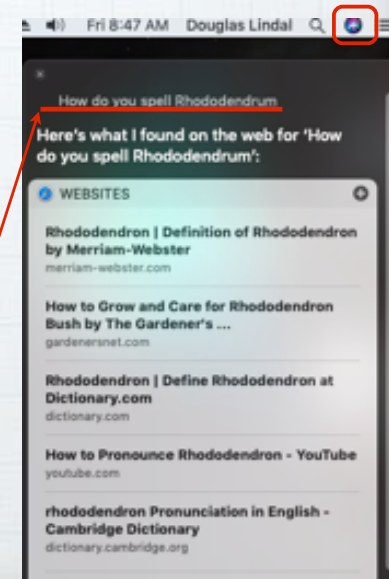
Apple iCloud does a great job of backing up your photos, but why not enable a free secondary backup from Google? Just install the Google Photos app and walk through the prompts to add this extra layer of protection.

Last year I showed you how to use Siri to help you spell.

I'm a lousy speller who loves to use big words! My attempt at spelling the Northwest's favorite flowering bush was "rhodadenum".

So I just asked Siri And she autocorrected my attempt!

Now here is a new tip...



Press the F5 key on your Mac for spelling hints.

Can't remember how to spell encyclopedia?
Just start typing the first few letters and hit the F5 key to bring up a list of words that start with enc..

(Works in email, Safari, Pages, etc.)

Encyclopedia

Encourage
Encouraging
Encouragem...
Enclosed
Encouraged
Encore
Encourages
Enchanted
Encountered
Enchiladas
Encyclopedia
Encounter
Enchanting
Encryption
Enchilada
Encyclopedi...
Encounters
Encyclopedic

25

What are the best Mac keyboard shortcuts?

Here are my favorites:

⌘ is your Command Key in lower left of keyboard

- ⌘+Space Bar: opens Spotlight search tool.
- ⌘+Q to shut down any app.
- ⌘+Shift 5: for screen capture options.
- ⌘+Tab: Switch between active apps.
- ⌘+L: Access the search bar when in Safari.

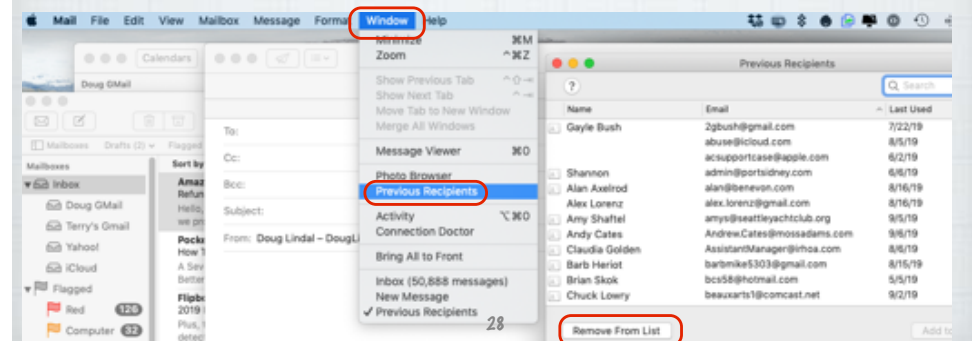
26

- ⌘+S to save a file.
- ⌘+Z to Undo the last action.
- ⌘+H: Hide current app instantly.
- ⌘+Option+Q: Force-quit an App.
- Click+Space Bar: Quick Look (preview) files.
- Top Favorite: ⌘+X to Cut the selected item, ⌘+C to copy it and ⌘+V to paste it.

Want more? Here is Apple's full list:

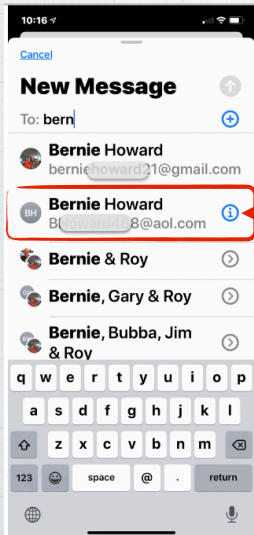
<https://support.apple.com/en-us/HT201236>

How do I Remove Old Email Addresses that keep Popping Up?
Goodbye to the ghosts of emails past!
Here's how to erase them permanently.
In Mail on Mac, open Window/Previous Recipients and start deleting the old email addresses.



On your iPhone or iPad

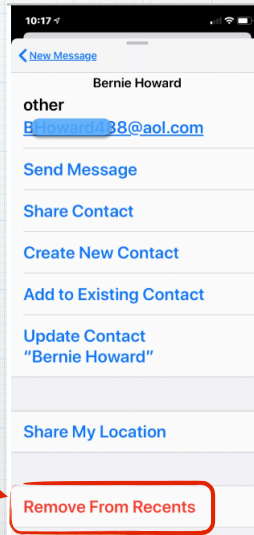
Open Mail and start a new message:



Type in the name and look for the old email you want to get rid of.

Click on the (i) of the old email address.


Scroll down & click on: 'Remove From Recent'



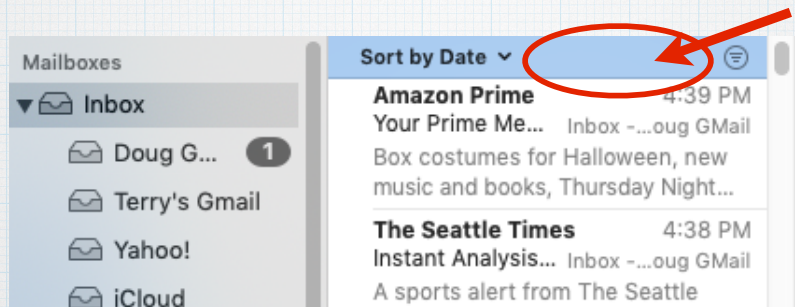
How to quickly Scroll to the Top of your Inbox in Apple Mail

To avoid having to swipe over and over to reach the top of the message list, use these tricks.

On an iPhone, just tap in the status bar where you see the battery & signal strength.



On a Mac just tap the status bar top, next to the 'Sort By' selection.



On both an iPhone and a Mac, this will bring you instantly back to the top of your list of email messages.

I'm finally dumping AOL! Which email service should I use?

Use iCloud.com for email, not GMail Yahoo or MSN. Why? Because AppleCare has a real support phone number you can call for help:
800-275-2273 (APLCARE)

To set up your Apple Mail, go to:

https://support.apple.com/kb/ph2620?locale=en_US

Making Home Screen bookmarks.

To open a iOS website, normally you painstakingly type in the web address.

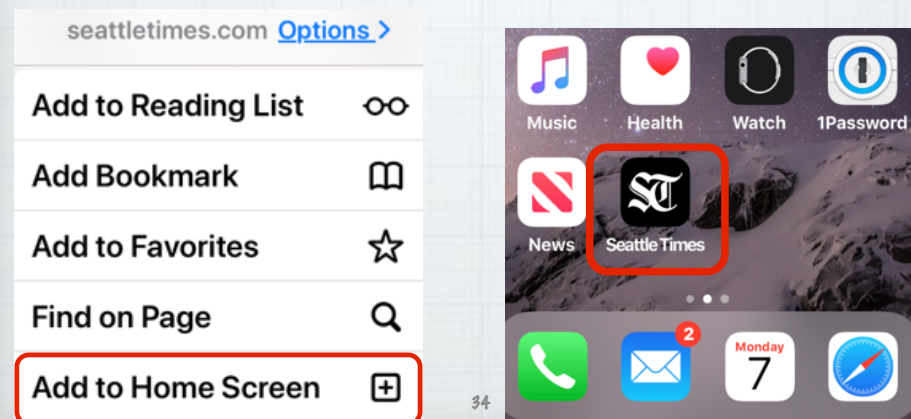
But you can also create bookmark “app” icons on your home screen for favorite sites that require only a single tap to open.

To create one, open the web page. Then Tap the Share button at bottom.



Scroll through the icons and tap “Add to Home Screen”

Creates a new icon on Home Screen



Squeeze for silence!

When your phone rings at a movie or in a meeting, don't extend the embarrassment by pulling it out, fumbling to terminate it.

Instead, just reach into your pocket or purse & squeeze the phone. Pressing any button on the edge of the phone -

“Squeeze the phone, stop the shame”

Text-to-speech dictation is still an imperfect technology.

But executing tasks with Siri is far more reliable, and you're probably not using it enough.

Here's your homework for the week:

Adopt four new voice commands.

Avoid fumbling in the dark by saying
"Turn on the flashlight" saves three taps.

"What's my next appointment?" saves a few more.

Setting your next alarm with "Wake me at 7:30 a.m." will save seven taps.

And saying, "Text Casey that I'm running 15 minutes late" saves about 50 taps!

37

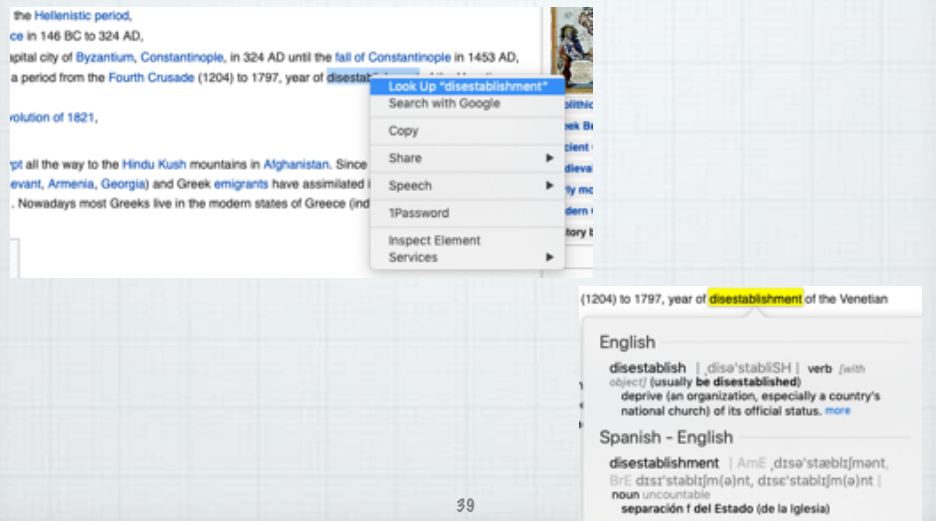
How Do I Look Up Words While Reading on My iPad or iPhone?

Press and hold on the word to open Apple's built-in Dictionary



Look up also works on a Mac.

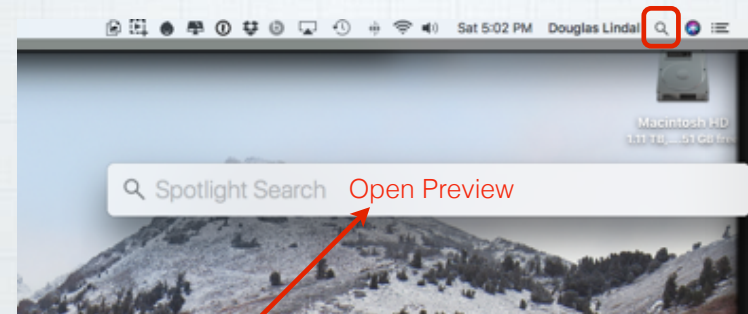
Right click (or Control Click) on a word:



39

The simplest way to speed up your Mac usage is to utilize Spotlight.

Hit Command+Space or tap the magnifying glass icon.



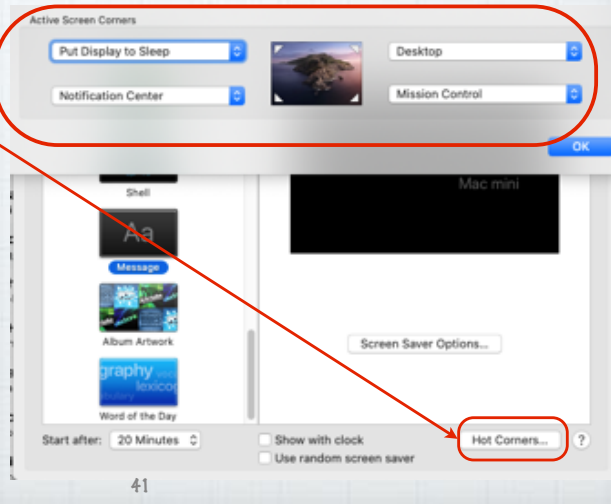
Then type in any query to make computer-wide searches, open Apps or search the Internet.

40

What are Hot Corners on a Mac?

Quick mouse or trackpad strokes to the four corners of your screen opens up some options.

Open System Pref/
Mission Control and
click **Hot Corners**.
Choose among ten
actions including
putting display to
sleep & showing
Mission Control or
Desktop.



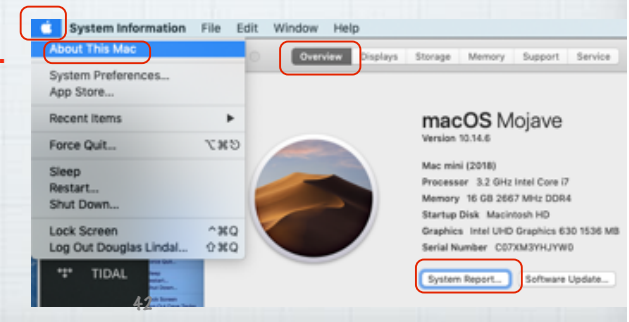
41

Are all my Mac Apps Compatible with MacOSX 10.15 Catalina?

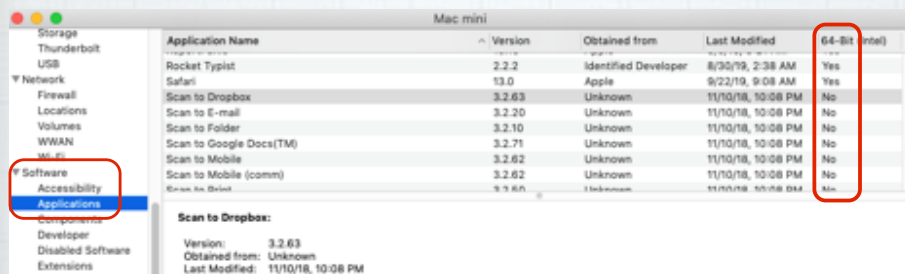
Apple's new OS will only support 64-bit applications so any old 32-bit apps need to be replaced or updated. Here's how:

Tap on the Apple in the upper left corner. Select:

1. About This Mac
2. Overview
3. System Report



In System Report, tap on Software/Applications



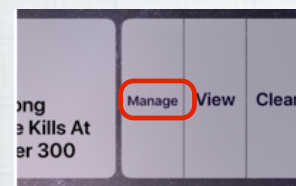
The non 64-bit apps will be revealed.
You can then decide if you need to search for updates for any of these - or that they are old programs you no longer use and can be discarded.

43

How do I Manage Notifications on an iPhone & iPad

on an iPhone & iPad

If you get an unwanted Notification from an App, swipe left and tap on the Manage button that appears to turn them off or deliver them quietly.



The Weather
Manage notifications

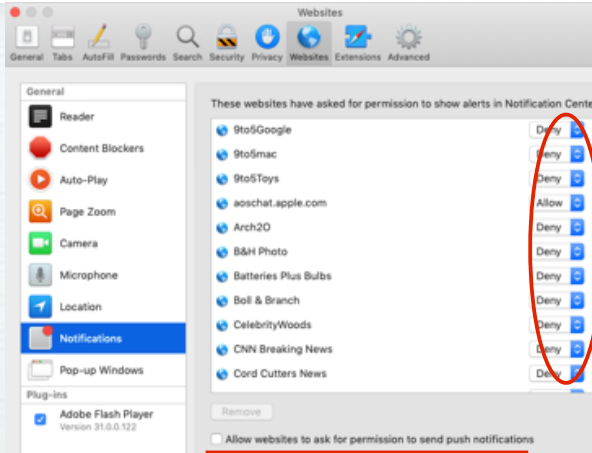
Deliver Quietly

Turn Off...

Quiet notifications appear in Notification Center, but do not appear on the lock screen, play a sound, present a banner, or badge

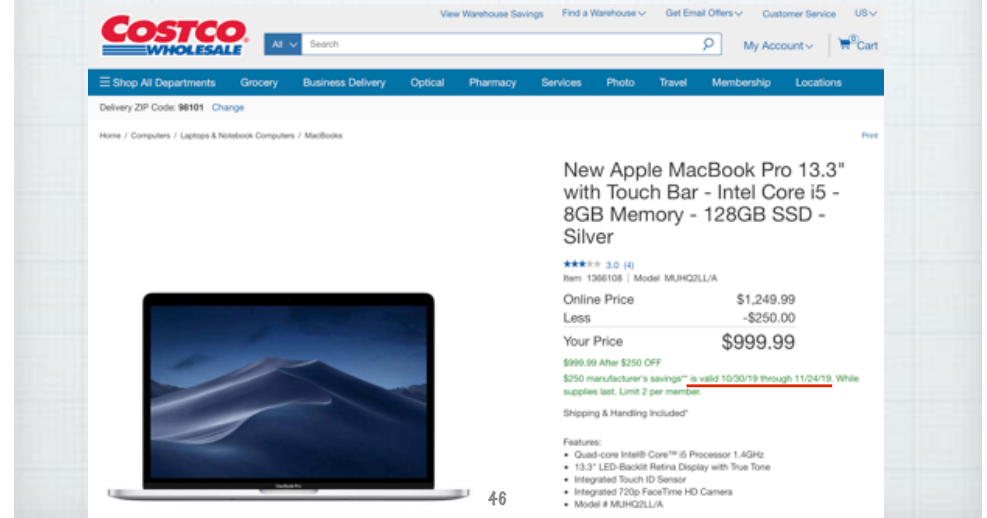
44

Control Safari Notifications on a Mac




Bothered by all the pop-up Notifications in the upper right corner of Safari?! Turn them off at: Safari Preferences/Websites/Notifications

Pre 'Black Friday' special on the new MacBook Pro At Costco - I'm buying one!



Build your own custom Memoji.

I love my personal Memoji and think you will love yours too! First, open Messages and start a new message.



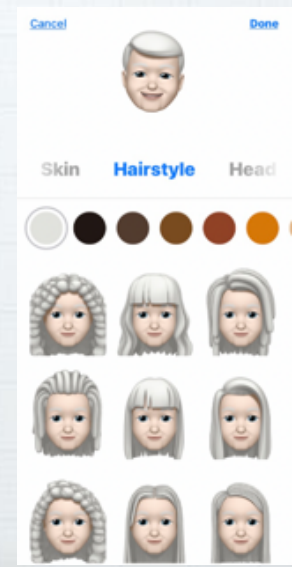

Select the Animoji icon (denoted by a monkey) in the app tray beneath the text composition box.

Tap on New Memoji

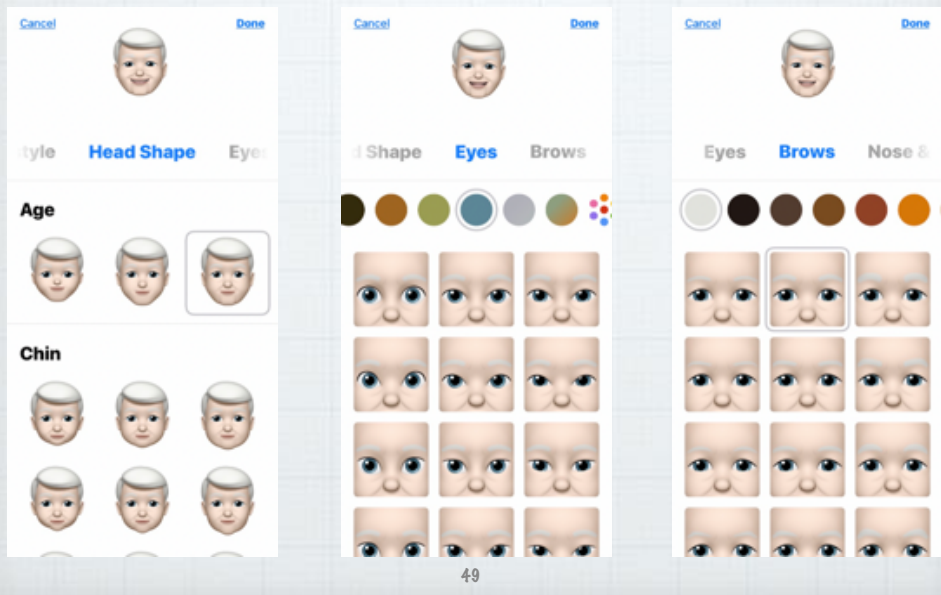
Now start building your personal Memoji

Select Skin Color


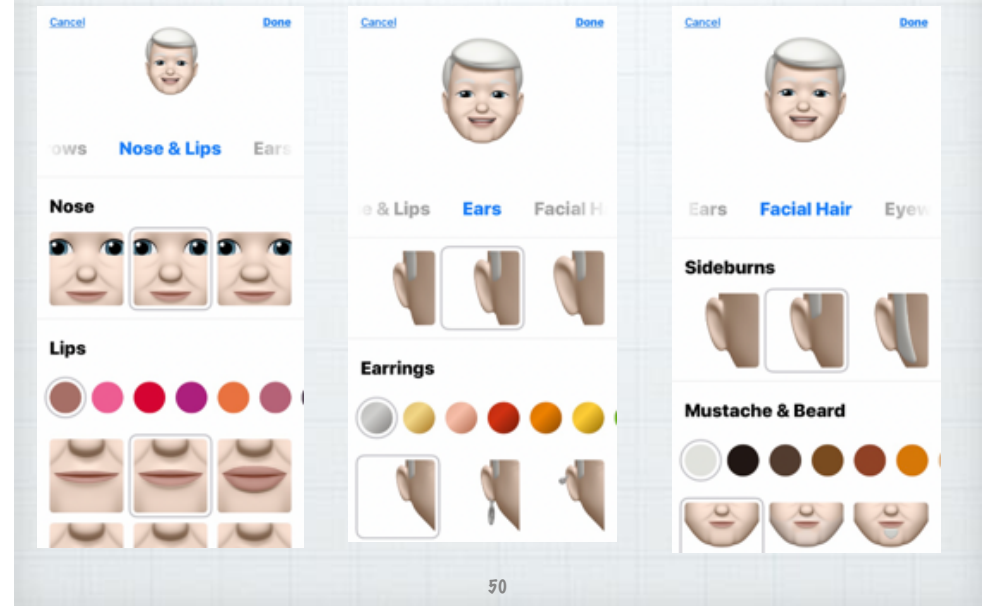
Hair Style & Color



Start working on Head Shape, Eyes & Brows




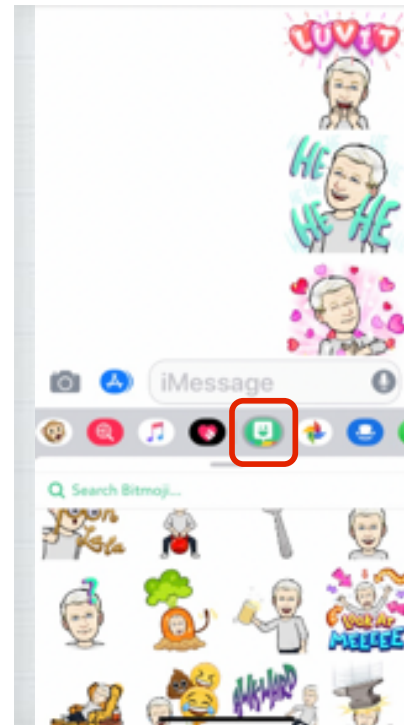
Personalize with Nose, Lips, Ears & Facial Hair



Add any Eyewear or Headwear and finally:



But as much as I like Apple's Memoji, I like Bitmoji even better for the extra graphics!



Just download from the App Store and experiment with it.



Stop the presses!
Apple just released
Memoji Stickers in
iOS 13 that allow you
to add graphics to
your existing Memoji.



Indian Ridge
COUNTRY CLUB



Questions, Comments ???

Visit: rmug.weebly.com

to download this slideshow

Next meeting - Tues. Dec. 10th 2:00PM